



Integrated
SEED SOLUTIONS



**2023
Harvest Results**



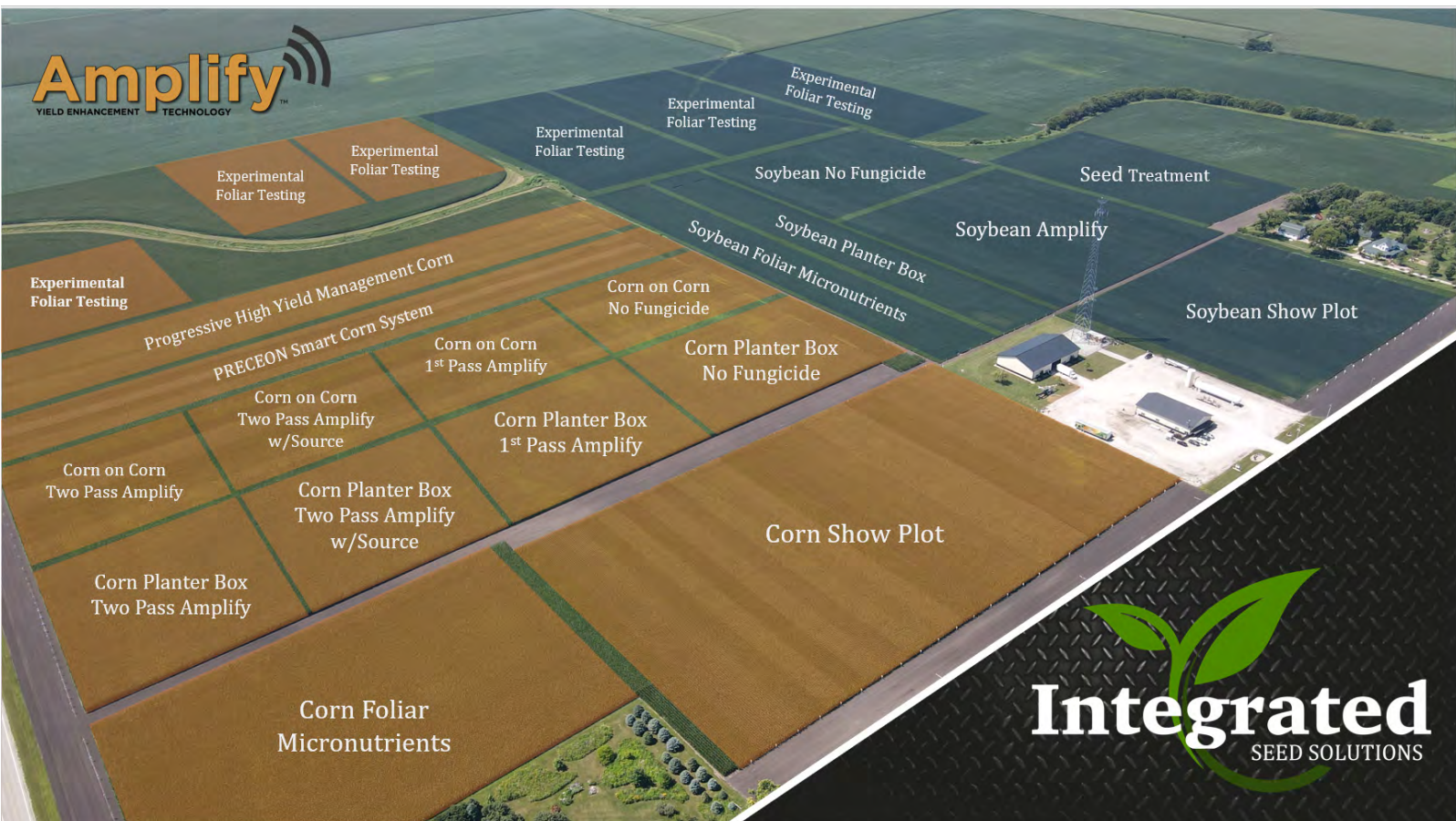
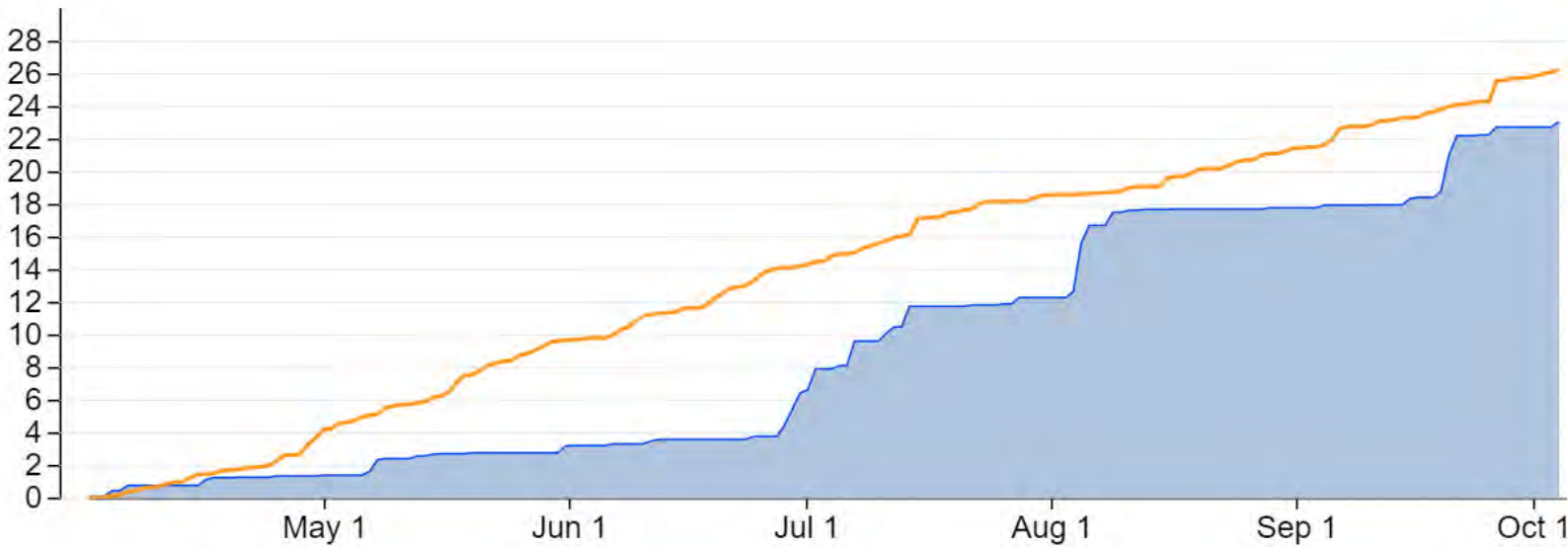
Amplify
YIELD ENHANCEMENT TECHNOLOGY

2023 SEASON OVERVIEW

Flanagan, IL On-Farm Research Site Overview

Accumulated Precipitation

— 5 Year Average Rainfall
— 2023 Rainfall Total



CORN HARVEST RESULTS

Integrated Seed Show Plot
Flanagan, Illinois
Livingston County

Planted: 5/6/2023
Harvested: 9/25/2023



[Scan QR Code for a Virtual Harvest Tour!](#)

Product	RM	Avg. Yield (Bu/A)	Harvest Moisture	Gross Revenue
STONE 0603SP	106	218.6	22.6	\$900.54
STONE 0604FP	106	225.4	21.4	\$942.08
STONE 0931SS	109	239.8	26.6	\$940.10
STONE 0904SP	109	238.8	22.3	\$987.47
PIONEER P0924Q	109	242.8	23.1	\$994.32
STONE 1103SS	111	259.5	23.4	\$1,058.84
STONE 1132TRE	111	253.9	23	\$1,040.91
STONE 6368RIB	113	256.1	28.4	\$980.76
STONE 1304TRE	113	240.7	25.5	\$956.74
STONE 1303SP	113	250.0	26.7	\$978.87
PIONEER P1366Q	113	253.5	25	\$1,013.96
STONE 1403TRE	114	251.9	25.3	\$1,003.69
STONE 1504TRE	115	255.9	23.5	\$1,042.64
STONE 1521SS	115	243.1	27.2	\$945.63
STONE 1612SS	116	262.7	29.8	\$987.67
NUTECH 66D1AM	106	245.3	22.3	\$1,014.48
NUTECH 68A9AM	108	239.0	21.9	\$992.96
NUTECH 70B4AM	110	259.3	23.9	\$1,051.34
NUTECH 70A8AM	110	244.5	22.1	\$1,013.42
NUTECH 70F6Q	110	259.3	22.5	\$1,069.66
NUTECH 72A5Q	112	245.1	22.6	\$1,009.92
NUTECH 72D4Q	112	260.1	24.7	\$1,044.38
NUTECH 73A4AM	113	262.5	26.1	\$1,035.55
NUTECH 73A6Q	113	259.3	23.8	\$1,052.76
CHANNEL 210-46VT2P	110	248.3	21.8	\$1,032.91
CHANNEL 214-78DGVT2P	114	264.3	26.2	\$1,041.51
Trial Average		249.2	24.3	\$1,005.12

Tim Gensler
Toluca, Illinois
Marshall County

Planted: 4/27/2023
Harvested: 10/22/2023



[Scan QR Code for a Virtual Harvest Tour!](#)

Product	RM	Avg. Yield (Bu/A)	Harvest Moisture	Gross Revenue
STONE 0403SP	104	238.5	16.8	\$1,051.93
STONE 0504DP	105	237.5	16.6	\$1,049.75
STONE 0603SP	106	243.6	16.2	\$1,081.51
STONE 5638RIB	106	234.7	17.6	\$1,025.43
STONE 5858RIB	108	252.6	17.4	\$1,106.51
STONE 0921SS	109	244.9	18	\$1,065.18
STONE 0931SS	109	258.3	18.8	\$1,113.35
STONE 0904SP	109	243.5	17.6	\$1,064.02
PIONEER P0924Q	109	278.0	18.6	\$1,200.83
STONE 1103SS	111	263.9	18.8	\$1,137.37
STONE 1132TRE	111	263.4	17.4	\$1,153.56
STONE 6368RIB	113	263.5	20.5	\$1,113.44
STONE 1304TRE	113	245.0	18.5	\$1,059.81
STONE 1303SP	113	254.9	18.7	\$1,099.97
PIONEER P1366Q	113	266.1	18.6	\$1,149.59
STONE 1403TRE	114	268.8	18.2	\$1,166.58
STONE 1521SS	115	236.8	19.4	\$1,013.53
STONE 1504SP	115	274.1	19	\$1,178.49
STONE 6542RIB	115	262.0	19.2	\$1,124.01
STONE 1612SS	116	260.2	20	\$1,105.78
NUTECH 68A9AM	108	246.1	17.5	\$1,076.53
NUTECH 70A8AM	110	260.9	18.2	\$1,132.38
NUTECH 72B7Q	112	269.3	18.9	\$1,159.46
NUTECH 73A6Q	113	261.4	18.1	\$1,135.93
WYFFELS W7878	114	263.8	18.7	\$1,138.41
BECK'S 6457SX	114	257.7	19.5	\$1,101.84
Trial Average		255.8	18.3	\$1,107.89



CORN HARVEST RESULTS

Integrated Seed Continuous Corn Planted: 5/6/2023
Flanagan, Illinois Harvested: 9/25/2023
Livingston County Corn on Corn

[Scan QR Code for a Virtual Harvest Tour!](#)



Product	RM	Avg. Yield (Bu/A)	Harvest Moisture	Gross Revenue
STONE 0904SP	109	250.6	25.6	\$995.01
NUTECH 69B9Q	109	241.0	27	\$939.74
PIONEER P0924Q	109	242.3	27	\$944.88
STONE 1103SS	111	279.8	27.4	\$1,085.66
NUTECH 72A5Q	112	256.4	27	\$999.78
STONE 6368RIB	113	259.6	26.4	\$1,020.35
STONE 1303SP	113	258.1	26.2	\$1,017.01
STONE 1521SS	115	273.5	24.1	\$1,106.24
STONE 1504SP	115	271.8	26.9	\$1,061.19
STONE 1612SS	116	286.9	28.3	\$1,100.25
Trial Average		262.0	26.6	\$1,027.01

Andy Schuler Planted: 5/3/2023
Lexington, Illinois Harvested: 10/12/2023
McLean County

[Scan QR Code for a Virtual Harvest Tour!](#)



Product	RM	Avg. Yield (Bu/A)	Harvest Moisture	Gross Revenue
STONE 0604FP	106	278.7	15.6	\$1,245.85
STONE 0921SS	109	271.9	16.7	\$1,200.28
STONE DG5942RIB	109	280.4	13.8	\$1,261.85
STONE 0904SP	109	274.5	16	\$1,221.63
STONE 1103SS	111	281.5	16.3	\$1,248.28
STONE 1132TRE	111	283.8	16.1	\$1,261.69
STONE 6368RIB	113	282.9	18.4	\$1,225.10
STONE 1304TRE	113	271.8	16	\$1,209.72
STONE 1303SP	113	272.2	17	\$1,197.82
STONE 1403TRE	114	289.8	16.5	\$1,282.40
STONE 1521SS	115	264.0	18.7	\$1,139.23
STONE 1504TRE	115	285.6	17.9	\$1,243.96
STONE 6542RIB	115	283.0	17.8	\$1,233.86
STONE 1612SS	116	286.9	18.6	\$1,239.38
PIONEER P0924Q	109	287.9	17	\$1,266.91
PIONEER P0953AM	109	288.7	17.1	\$1,269.04
PIONEER P1366Q	113	296.7	16.3	\$1,316.01
Trial Average		281.2	16.8	\$1,239.00

Tom & Michael Clark Planted: 5/3/2023
Long Point, Illinois Harvested: 10/7/2023
Livingston County 20" Rows

[Scan QR Code for a Virtual Harvest Tour!](#)



Product	RM	Avg. Yield (Bu/A)	Harvest Moisture	Gross Revenue
STONE 5858RIB	108	274.6	16.9	\$1,209.73
STONE 0604FP	106	267.7	15.9	\$1,192.51
STONE 0931SS	109	282.5	18.2	\$1,225.92
STONE 0904SP	109	275.0	16.9	\$1,211.34
PIONEER P0924Q	109	296.1	17.9	\$1,289.37
STONE 1103SS	111	283.3	18.4	\$1,226.54
STONE 6368RIB	113	289.8	20	\$1,231.74
STONE 1303SP	113	271.9	18.5	\$1,176.05
STONE 1521SS	115	271.6	20	\$1,154.29
STONE 1504SP	115	288.3	19.2	\$1,236.61
STONE 1612SS	116	277.9	21.2	\$1,164.21
NUTECH 69B9Q	109	281.1	18.4	\$1,217.17
NUTECH 72A5Q	112	267.2	18.9	\$1,150.34
Trial Average		279.0	18.5	\$1,206.60

Brian Kagel Planted: 4/28/2023
Leroy, Illinois Harvested: 10/12/2023
McLean County

Product	RM	Avg. Yield (Bu/A)	Harvest Moisture	Gross Revenue
STONE 5858RIB	108	258.0	19.4	\$1,104.24
STONE 0921SS	109	254.0	20	\$1,079.50
STONE 0904SP	109	253.0	19.5	\$1,081.58
STONE 1103SS	111	260.0	20.2	\$1,102.40
STONE 1303SP	113	272.0	20.8	\$1,145.12
STONE 6368RIB	113	276.0	20.3	\$1,168.86
STONE 1504SP	115	279.0	20.9	\$1,173.19
STONE 1521SS	115	268.0	21.4	\$1,120.24
STONE 1612SS	116	294.0	23	\$1,205.40
PIONEER P1366Q	113	263.0	20.1	\$1,116.43
Trial Average		267.7	20.6	\$1,129.70

All yield values are in bu/acre and are adjusted to 15% moisture. Gross Revenue based on assumed selling price of \$4.50/bu and assumed drying cost of \$0.05/point moisture over 15%.

CORN HARVEST RESULTS

Brad & Gary Schumacher
Varna, Illinois
Marshall County

Planted: 4/27/2023
Harvested: 10/23/2023



[Scan QR Code for a Virtual Harvest Tour!](#)

Product	RM	Avg. Yield (Bu/A)	Harvest Moisture	Gross Revenue
STONE 0504DP	105	235.1	16.3	\$1,042.70
STONE 0603SP	106	268.0	16.9	\$1,180.46
STONE 5638RIB	106	245.6	17	\$1,080.66
PIONEER P0720Q	107	275.6	17.3	\$1,208.34
STONE 5858RIB	108	244.5	16.6	\$1,080.69
STONE 0921SS	109	267.8	17.6	\$1,170.47
STONE 0931SS	109	285.0	17.4	\$1,248.40
STONE 0904SP	109	265.6	16.7	\$1,172.71
PIONEER P0924Q	109	287.4	18	\$1,249.99
STONE 1103SS	111	272.7	17.5	\$1,193.20
STONE 1132TRE	111	269.5	16.8	\$1,188.48
STONE 6368RIB	113	273.5	19	\$1,175.90
STONE 1304TRE	113	267.0	16.9	\$1,175.93
STONE 1303SP	113	267.3	17.9	\$1,163.96
STONE 1403TRE	114	288.0	17.8	\$1,255.60
STONE 1521SS	115	258.3	19.4	\$1,105.61
STONE 1504SP	115	292.7	18.3	\$1,268.78
STONE 1612SS	116	282.1	19.5	\$1,205.97
NUTECH 70F6Q	110	285.7	18.7	\$1,232.77
NUTECH 72A5Q	112	265.5	18.7	\$1,145.45
NUTECH 72D4Q	112	300.3	19.4	\$1,285.20
NUTECH 73A6Q	113	287.6	18.3	\$1,246.88
Trial Average		272.0	17.8	\$1,185.37

Matt Bauer
LaMoille, Illinois
Bureau County

Planted: 5/27/2023
Harvested: 11/5/2023

Product	RM	Avg. Yield (Bu/A)	Harvest Moisture	Gross Revenue
STONE 0403SP	104	225.2	20.5	\$951.56
NUTECH 64B5Q	104	265.0	21.4	\$1,107.53
STONE 5638RIB	106	243.4	20.7	\$1,025.82
NUTECH 66D1AM	106	253.6	20.9	\$1,066.21
STONE 0604FP	106	250.9	20.7	\$1,057.62
STONE 0603SP	106	256.2	21.4	\$1,070.83
STONE 5858RIB	108	225.1	21.7	\$937.47
STONE 0931SS	109	270.1	23.8	\$1,096.63
STONE 0904SP	109	243.6	22.3	\$1,007.31
NUTECH 69B9Q	109	248.3	22.5	\$1,024.10
PIONEER P0924Q	109	245.1	22.6	\$1,009.67
NUTECH 70F6Q	110	266.7	22.6	\$1,098.70
STONE 1103SS	111	248.9	23.1	\$1,019.21
STONE 1132TRE	111	247.0	23.4	\$1,007.63
NUTECH 72A5Q	112	247.6	23.9	\$1,003.86
PIONEER 12065Q	112	247.1	23.8	\$1,003.22
STONE 1304TRE	113	234.4	24.2	\$946.80
STONE 6368RIB	113	249.5	25.1	\$996.92
STONE 1303SP	113	252.7	24.3	\$1,019.48
STONE 1521SS	115	245.3	25.3	\$977.61
STONE 1504SP	115	245.3	25.4	\$976.31
STONE 6542RIB	115	250.9	23.6	\$1,021.19
Trial Average		248.3	22.9	\$1,019.35



CORN HARVEST RESULTS

John McManus
Edgington, Illinois
Rock Island County

Planted: 4/29/2023
Harvested: 10/6/2023

Product	RM	Avg. Yield (Bu/A)	Harvest Moisture	Gross Revenue	
AGRIGOLD 642-05VT2	112	274.0	20.2	\$1,161.93	
GOLDEN HARVEST G11V76D	111	288.3	21	\$1,211.04	
GOLDEN HARVEST G15J91V	115	280.8	23.2	\$1,148.48	
NUTECH 70B4AM	110	278.0	19.9	\$1,182.69	
NUTECH 68A9AM	108	272.0	19.1	\$1,168.23	
NUTECH 70A8AM	110	275.9	19.6	\$1,178.23	
NUTECH 72A5Q	112	258.4	19.7	\$1,102.19	
NUTECH 73A4AM	113	279.6	20.5	\$1,181.19	
AGRIGOLD 639-03VT2	109	281.1	19	\$1,208.63	
AGRIGOLD 640-12STX	110	274.1	19.1	\$1,177.06	
AGRIGOLD 641-85STX	111	288.4	20.3	\$1,221.24	
AGRIGOLD 642-05VT2	112	255.1	21.2	\$1,068.87	
AGRIGOLD 643-52VT2	113	302.8	21.5	\$1,264.17	
AGRIGOLD 644-19 DC5222	114	267.7	23	\$1,097.50	
AGRIGOLD 644-64VT2	114	287.6	23.3	\$1,174.75	
AGRIGOLD 645-16STX	115	299.8	21.6	\$1,249.98	
AGRIGOLD 646-30 VT2	116	289.5	23.4	\$1,181.04	
STONE 0904SP	109	263.1	19.3	\$1,127.51	
STONE 1103SS	111	280.5	19.5	\$1,199.28	
STONE 1132TRE	111	264.0	18.5	\$1,141.86	
STONE 6368RIB	113	273.0	20.8	\$1,149.27	
STONE 1303SP	113	261.0	19.1	\$1,121.18	
STONE 1304TRE	113	278.0	18.6	\$1,200.90	
STONE 1521SS	115	263.9	114	21.7	\$1,099.23
STONE 1403TRE	280.8		20.2	\$1,190.57	
STONE 1504TRE	115	281.4	19.3	\$1,205.80	
STONE 6542RIB	115	280.9	21.3	\$1,175.65	
STONE 1612SS	116	269.4	21.7	\$1,122.00	
AGRIGOLD 642-05VT2	112	262.5	20	\$1,115.80	
Trial Average		276.3	20.5	\$1,168.23	

Scott Reel
Mendota, Illinois
LaSalle County

Planted: 5/3/2023
Harvested: 9/25/2023



Scan QR Code for a Virtual Harvest Tour!

Product	RM	Avg. Yield (Bu/A)	Harvest Moisture	Gross Revenue
STONE 1521SS	115	263.3	27.9	\$1,015.15
STONE 1504SP	115	258.9	26.4	\$1,017.55
STONE 6368RIB	113	248.9	28.3	\$954.46
STONE 1304TRE	113	236.0	25.2	\$941.80
STONE 1103SS	110	254.2	26.9	\$992.53
PIONEER P1742Q	117	276.2	30.7	\$1,026.04
PIONEER P14830Q	114	252.9	25.9	\$1,000.15
PIONEER P12065Q	112	253.2	26.3	\$996.50
PIONEER P10477Q	110	253.3	26.4	\$995.58
PIONEER P0924Q	109	235.0	22.8	\$966.02
PIONEER P08075Q	108	242.6	22.4	\$1,001.97
DEKALB 66-04	116	268.8	28.8	\$1,024.06
DEKALB 115-33SP	115	241.3	28.2	\$926.43
DEKALB 111-33SP	111	233.3	24.1	\$943.70
DEKALB 110-10SP	110	250.5	24.4	\$1,009.48
PARTNERS 8494VT2	114	253.5	27.7	\$979.78
PARTNERS 8436	114	254.1	25.3	\$1,012.42
PARTNERS 8336	113	253.6	26.7	\$992.76
NUTECH 73A6Q	113	250.7	25	\$1,002.78
NUTECH 72A5Q	112	239.9	25.5	\$953.53
NUTECH 72D4Q	112	258.3	26.2	\$1,017.81
NUTECH 70F6Q	110	237.6	22.4	\$981.37
AGRIGOLD 646-30 VT2	116	259.2	28.8	\$987.60
AGRIGOLD 644-64 VT2	114	259.1	27.8	\$999.96
AGRIGOLD 642-05 VT2	112	257.9	25.7	\$1,022.60
AGRIGOLD 641-85 SSTX	111	237.4	25.6	\$942.42
Trial Average		251.1	26.2	\$988.63

SmartStax[®] PRO
With **RNAi** TECHNOLOGY

CORN HARVEST RESULTS

Sancken Farms
 Campus, Illinois
 Livingston County

Planted: 4/26/2023
 Harvested: 10/17/2023

Product	RM	Avg. Yield (Bu/A)	Harvest Moisture	Gross Revenue
PIONEER P1222AM	112	256.7	16.5	\$1,136.11
STONE 0904SP	109	241.9	16.6	\$1,069.37
STONE 1103SS	111	251.3	16.8	\$1,108.04
NUTECH 70F6Q	110	257.7	16.7	\$1,137.56
AGRIGOLD 641-85 STX	111	242.7	16.6	\$1,072.74
NUTECH 72B7Q	112	242.2	17.8	\$1,056.07
NUTECH 73A6Q	113	227.2	16.7	\$1,002.93
STONE 1304TRE	113	227.6	17.1	\$1,000.27
STONE 6368RIB	113	241.0	17.2	\$1,057.80
DEKALB 63-90RIB	113	219.5	16.7	\$969.28
PIONEER P14830Q	114	236.0	16.8	\$1,040.89
STONE 1504SP	115	239.0	18.4	\$1,034.69
STONE 1521SS	115	238.2	17.1	\$1,046.94
PIONEER P1222AM	112	228.5	16.2	\$1,014.67
Trial Average		239.3	16.9	\$1,053.38

Tyler Loschen
 Kempton, Illinois
 Ford County

Planted: 4/27/2023
 Harvested: 10/8/2023

Product	RM	Avg. Yield (Bu/A)	Harvest Moisture	Gross Revenue
STONE 0931SS	109	254.2	20.9	\$1,069.08
STONE 0904SP	109	260.6	17.8	\$1,136.23
PIONEER P0924Q	109	277.0	18.4	\$1,199.41
NUTECH 70F6Q	110	275.4	18.4	\$1,192.62
STONE 1103SS	111	271.3	19.1	\$1,165.41
AGRIGOLD 641-85STX	111	269.4	20	\$1,145.09
STONE 6368RIB	113	282.6	20.9	\$1,188.41
STONE 1303SP	113	257.4	19.3	\$1,102.96
DEKALB 63-90RIB	113	245.8	18.5	\$1,062.94
AGRIGOLD 645-16STX	115	264.8	20.3	\$1,121.63
STONE 1521SS	115	248.8	19.6	\$1,062.38
STONE 1504SP	115	272.4	19.5	\$1,164.54
STONE DG5942RIB	109	263.4	18.1	\$1,144.53
NUTECH 70A8AM	110	264.0	17.9	\$1,149.59
STONE 1132TRE	111	262.9	16.3	\$1,165.77
PIONEER P1222AM	112	253.2	18.4	\$1,096.41
STONE 1304TRE	113	254.3	18.9	\$1,094.59
STONE 6362RIB	113	258.9	22.7	\$1,065.18
STONE 1403TRE	114	271.1	20.1	\$1,150.64
STONE 6542RIB	115	270.8	22	\$1,123.72
Trial Average		263.9	19.4	\$1,130.06

Toohill Seed
 Clinton, Illinois
 Dewitt County

Corn on Corn

Planted: 4/27/2023
 Harvested: 10/17/2023

[Scan QR Code for a Virtual Harvest Tour!](#)



Product	RM	Avg. Yield (Bu/A)	Harvest Moisture	Gross Revenue
STONE 0931SS	112	228.8	16.4	\$1,013.61
STONE DG5942RIB	109	226.2	14.7	\$1,018.03
STONE 0904SP	111	238.1	15.1	\$1,070.34
STONE 1103SS	110	240.8	16.9	\$1,060.79
STONE 1132TRE	111	238.2	14.3	\$1,071.82
STONE 6368RIB	112	246.0	17.3	\$1,078.55
STONE 1304TRE	113	213.3	15.8	\$951.43
STONE 1303SP	113	254.2	16.9	\$1,119.72
STONE 1403TRE	113	242.0	18.4	\$1,047.86
STONE 1504SP	113	258.4	19.1	\$1,109.97
STONE 1504TRE	114	256.5	18.4	\$1,110.73
PIONEER P1366Q	115	231.1	17.1	\$1,015.70
STONE 1521SS	115	235.0	18.2	\$1,019.76
Trial Average		239.1	16.8	\$1,052.95

Dave Steward
 Kenney, Illinois
 Dewitt County

Planted: 4/11/2023
 Harvested: 9/28/2023

Product	RM	Avg. Yield (Bu/A)	Harvest Moisture	Gross Revenue
STONE 0921SS	109	207.5	18.5	\$897.37
STONE 0931SS	109	220.9	18.7	\$952.99
STONE 0904SP	109	216.3	18.8	\$932.12
STONE 1103SS	111	235.5	19.8	\$1,003.29
STONE 1132TRE	111	221.0	16.8	\$974.46
STONE 6368RIB	113	230.3	19.7	\$982.33
STONE 1303SP	113	229.9	19.2	\$986.35
STONE 1521SS	115	222.4	19.6	\$949.54
STONE 1504TRE	115	247.4	20	\$1,051.33
PIONEER P1366Q	113	227.9	19.6	\$972.99
Trial Average		225.9	19.1	\$970.28

CORN HARVEST RESULTS

Kilgus Dairy
Forrest, Illinois
Livingston County

Planted: 5/5/2023
Harvested: 10/4/2023



[Scan QR Code for a Virtual Harvest Tour!](#)

Product	RM	Avg. Yield (Bu/A)	Harvest Moisture	Gross Revenue
STONE 5440	104	255.3	14.3	\$1,148.85
STONE 5630	106	250.9	16.1	\$1,115.25
STONE 5850	108	274.8	17.6	\$1,200.88
STONE 6360	113	285.8	20.2	\$1,211.79
STONE 6470	114	283.4	19	\$1,218.62
STONE 6540	115	293.0	19.4	\$1,254.04
STONE 0604FP	106	276.4	17.1	\$1,214.78
STONE 5858RIB	108	278.0	16.6	\$1,228.76
STONE 0921SS	109	268.6	18.1	\$1,167.07
STONE 0931SS	109	282.8	18	\$1,230.18
STONE 0904SP	109	277.3	16.6	\$1,225.67
PIONEER P0924Q	109	289.4	18.1	\$1,257.44
STONE 1103SS	111	274.8	18.1	\$1,194.01
STONE 1132TRE	111	287.4	17.2	\$1,261.69
STONE 1132TRE Launch	111	286.9	17.8	\$1,250.88
STONE 6368RIB	113	278.4	20.3	\$1,179.02
STONE 1304TRE	113	268.0	18.1	\$1,164.46
STONE 1303SP	113	264.5	18.8	\$1,140.00
PIONEER P1366Q	113	279.6	19.1	\$1,200.88
STONE 1403TRE	114	276.6	19.8	\$1,178.32
STONE 1521SS	115	273.8	20.8	\$1,152.70
STONE 1504SP	115	276.9	20.3	\$1,172.67
STONE 1612SS	116	278.9	21.2	\$1,168.59
NUTECH 70F6Q	110	284.8	19.3	\$1,220.37
NUTECH 72D4Q	112	280.1	20.1	\$1,189.02
NUTECH 73A6Q	113	275.2	19	\$1,183.36
CHANNEL 210-46VT2P	110	280.4	17.1	\$1,232.36
CHANNEL 212-52SSTX	112	265.7	18.1	\$1,154.47
CHANNEL 214-78DGV2P	114	285.4	19.6	\$1,218.66
Trial Average		277.0	18.5	\$1,197.75

John Murphy
Wapella, Illinois
Dewitt County

Planted: 5/5/2023
Harvested: 10/26/2023



[Scan QR Code for a Virtual Harvest Tour!](#)

Product	RM	Avg. Yield (Bu/A)	Harvest Moisture	Gross Revenue
STONE 0904SP	109	271.7	16.4	\$1,203.68
STONE DG5942RIB	109	279.3	16.1	\$1,241.55
STONE 1103SS	111	291.2	15.7	\$1,300.22
STONE 1132TRE	111	256.0	15.7	\$1,142.86
STONE 6368RIB	113	256.7	15.5	\$1,148.86
STONE 1303SP	113	229.7	15.5	\$1,027.93
STONE 1304TRE	113	239.6	15.1	\$1,077.11
STONE 1521SS	115	232.8	15.8	\$1,038.21
STONE 1504SP	115	257.8	15.8	\$1,149.63
PIONEER P1366Q	113	240.4	16.8	\$1,060.33
Trial Average		255.5	15.8	\$1,139.04

KAS Farms
Victoria, Illinois
Knox County

Planted: 5/4/2023
Harvested: 10/26/2023

Product	RM	Avg. Yield (Bu/A)	Harvest Moisture	Gross Revenue
STONE 0604FP	106	232.6	16.3	\$1,031.46
STONE DG5942RIB	109	232.4	16.5	\$1,028.21
STONE 1132TRE	111	230.0	16.8	\$1,014.18
STONE 1304TRE	113	245.7	16.1	\$1,092.10
STONE 6362RIB	113	244.0	18.8	\$1,051.79
STONE DG6382RIB	113	243.8	17.4	\$1,067.74
STONE 1403TRE	114	260.9	17.3	\$1,144.16
STONE 1504TRE	115	262.4	17.7	\$1,145.39
STONE 6542RIB	115	267.2	18.7	\$1,152.81
STONE 1812DP	118	226.3	19.7	\$965.17
PIONEER P0953AM	109	233.5	18.1	\$1,014.70
Trial Average		243.5	17.6	\$1,064.34

WE LIVE HERE WE FARM HERE
WE KNOW ILLINOIS

CORN HARVEST RESULTS

Quaker Lane Enterprises
McNabb, Illinois
Putnam County **Corn on Corn**

Planted: 4/15/2023
Harvested: 10/12/2023



[Scan QR Code for a Virtual Harvest Tour!](#)

Product	RM	Avg. Yield (Bu/A)	Harvest Moisture	Gross Revenue
STONE 0603SP	106	248.5	16.5	\$1,099.82
STONE 5858RIB	108	246.1	16.4	\$1,090.36
STONE 0904SP	109	245.3	17.2	\$1,076.97
STONE 0931SS	109	250.0	17.9	\$1,088.55
STONE 0921SS	109	244.5	17.8	\$1,066.09
STONE 1103SS	111	251.4	18.2	\$1,090.97
STONE 1303SP	113	248.6	17.9	\$1,082.57
STONE 1504SP	115	252.8	18.7	\$1,090.83
STONE 1521SS	115	251.8	17.9	\$1,096.64
PIONEER P0924Q	109	242.3	16.8	\$1,068.69
PIONEER P1366Q	113	245.5	17.9	\$1,069.20
Trial Average		247.9	17.6	\$1,083.70

Troy Raymond/Gary Gaskill
Monmouth, Illinois
Warren County

Planted: 5/2/2023
Harvested: 10/3/2023

Product	RM	Avg. Yield (Bu/A)	Harvest Moisture	Gross Revenue
STONE 0604FP	106	236.0	20.7	\$994.85
STONE 0904SP	109	256.9	21	\$1,079.14
PIONEER P0924Q	109	250.2	21.8	\$1,040.93
STONE 1103SS	111	250.7	20.7	\$1,056.87
STONE 1132TRE	111	247.7	21.5	\$1,034.21
STONE DG6382RIB	113	262.9	22	\$1,090.93
STONE 6542RIB	115	272.8	22.7	\$1,122.54
PIONEER P1366Q	113	247.5	21.5	\$1,033.52
STONE 1304TRE	113	263.1	21	\$1,104.96
STONE 1403TRE	114	256.5	21.8	\$1,066.93
STONE 1504TRE	115	274.4	22.3	\$1,134.85
STONE 1521SS	115	248.0	22.8	\$1,019.27
STONE 1612SS	116	270.1	23.3	\$1,103.40
STONE 1812DP	118	264.3	23.5	\$1,076.85
Trial Average		257.2	21.9	\$1,068.52

Ron & Brock Kaecker
Ohio, Illinois
Bureau County

Planted: 5/5/2023
Harvested: 10/24/2023

Product	RM	Avg. Yield (Bu/A)	Harvest Moisture	Gross Revenue
STONE 6368RIB	113	296.6	23.5	\$1,208.70
AGRIGOLD A6499STX	114	264.3	21.8	\$1,099.47
STONE 1521SS	115	294.9	21.8	\$1,226.64
STONE 6542RIB	115	260.4	22.6	\$1,072.66
AGRIGOLD A645-16STX	115	285.4	24.8	\$1,144.55
DEKALB DKC115-33	115	278.3	21.9	\$1,156.14
DEKALB DKC66-04	116	294.6	22.9	\$1,209.15
CHANNEL 216-36SS	116	275.2	22.6	\$1,133.86
STONE 1504TRE	115	298.5	21.5	\$1,246.27
CHANNEL 215-52SP	115	275.6	21.5	\$1,150.76
DYNAGRO D55VC80	115	282.6	21.9	\$1,174.01
STONE 6368RIB	113	290.4	23.3	\$1,186.44
NUTECH 75C1AM	115	292.0	22.5	\$1,204.30
BECK'S 6256Q	112	277.9	21	\$1,167.39
STONE 1304TRE	113	273.4	20.7	\$1,152.25
BECK'S 6278SX	112	257.8	21.7	\$1,073.80
DEKALB DKC62-69	112	272.4	21.8	\$1,133.00
CHANNEL 214-78VT2	114	292.8	21.6	\$1,221.12
STONE 1103SS	111	263.6	21	\$1,107.25
DEKALB DKC111-33	111	285.1	21.5	\$1,190.37
DYNAGRO D51SS61	111	287.0	21.6	\$1,196.72
NUTECH 70F6Q	110	288.2	20.3	\$1,220.53
STONE 6368RIB	113	288.3	23.4	\$1,176.22
DEKALB DKC110-10	110	281.4	20.5	\$1,188.93
NUTECH 70A8AM	110	280.2	20.6	\$1,182.46
BREVANT 08R32AM	108	292.6	19.9	\$1,245.17
BREVANT 09Z08AM	109	283.4	20.1	\$1,202.98
NUTECH 68A9AM	108	280.9	19.5	\$1,201.01
STONE 0904SP	109	302.2	20.2	\$1,281.22
DEKALB DKC107-33	107	275.3	20.4	\$1,164.31
BECK'S 5899	108	280.5	19.8	\$1,194.76
DYNAGRO D48SS50	108	267.8	19.7	\$1,142.28
DYNAGRO D56TC44	116	282.3	20.5	\$1,192.51
DYNAGRO D45SP33	105	251.3	18.9	\$1,081.97
STONE 6368RIB	113	295.5	22.5	\$1,219.07
Trial Average		281.4	21.4	\$1,175.66

CORN HARVEST RESULTS

Bill Pfau		Planted: 5/10/2023		
Hinckley, Illinois		Harvested: 10/30/2023		
Dekalb County		Corn on Corn		
Product	RM	Avg. Yield (Bu/A)	Harvest Moisture	Gross Revenue
STONE 6368RIB	113	254.0	26.4	\$998.18
AGRIGOLD 645-16STX	115	255.9	26	\$1,010.88
CHANNEL 216-82STX	116	249.4	25.9	\$986.36
AGRIGOLD 642-05 LAUNCH	112	249.3	23.6	\$1,014.83
AGRIGOLD 642-05VT2	112	248.2	24.2	\$1,002.85
STONE 6542RIB LAUNCH	115	254.4	24.8	\$1,019.95
STONE 6542RIB	115	244.3	24.1	\$988.33
NUTECH 72D4Q	112	265.9	24.1	\$1,075.44
STONE 1521SS	115	236.3	26.9	\$922.63
AGRIGOLD 6499STX	114	256.6	24.5	\$1,032.92
STONE 6368RIB	113	269.9	26.6	\$1,058.03
CHANNEL 212-52STX	112	250.4	24.4	\$1,009.02
AGRIGOLD 643-52STX	113	257.9	24	\$1,044.51
AGRIGOLD 641-85STX	111	248.8	23.4	\$1,015.06
NUTECH 70F6Q	110	266.8	23.1	\$1,092.57
NUTECH 72A5Q	112	258.7	24	\$1,047.94
AGRIGOLD 646-30STX	116	247.0	27.2	\$961.00
AGRIGOLD 644-19 5222	114	231.0	25.6	\$916.88
CHANNEL 214-22STX	114	254.5	24.6	\$1,022.97
AGRIGOLD 639-03STX	109	234.1	23.1	\$958.84
STONE 6368RIB	113	269.9	26.2	\$1,063.29
AGRIGOLD 639-70STX	109	241.1	22.1	\$999.34
AGRIGOLD 640-12STX	110	257.5	23.5	\$1,049.20
CHANNEL 211-11VT2	111	261.1	22.8	\$1,073.19
STONE 1103SS	111	238.0	22.9	\$977.18
NUTECH 69B9Q	109	266.0	23.2	\$1,088.06
AGRIGOLD 639-91SP	109	244.0	23	\$1,000.48
AGRIGOLD 636-16 5222	106	254.7	22.4	\$1,051.91
STONE 0904SP	109	266.8	22.6	\$1,099.29
STONE 0931SS	109	261.5	23.8	\$1,061.89
STONE 0604FP	106	252.7	20.4	\$1,068.92
AGRIGOLD 635-81SP	105	242.2	21.3	\$1,013.61
STONE 6368RIB	113	277.0	24.8	\$1,110.77
Trial Average		253.5	24.1	\$1,025.34

Dan & Ed Summers		Planted: 4/14/2023		
Alpha, Illinois		Harvested: 9/28/2023		
Henry County		Corn on Corn		
Product	RM	Avg. Yield (Bu/A)	Harvest Moisture	Gross Revenue
STONE 1612SS	116	244.6	27.8	\$943.97
STONE 6542RIB	115	234.2	27.7	\$904.99
NUTECH 70F6Q	110	242.9	23.6	\$988.56
NUTECH 72B7Q	112	226.6	24.5	\$911.94
NUTECH 72A5Q	112	223.1	24.9	\$893.66
STONE 1521SS	115	222.4	26.6	\$871.99
STONE 1504SP	115	241.9	26	\$955.33
STONE 6368RIB	113	241.1	26.9	\$941.44
STONE 1303SP	113	219.5	24.6	\$882.58
STONE 1132TRE	111	217.0	24.7	\$871.33
STONE 1103SS	111	226.4	25.3	\$902.15
STONE 0904SP	109	199.0	23.9	\$806.84
Trial Average		228.2	25.5	\$906.23

Bill Pfau		Planted: 5/10/2023		
Hinckley, Illinois		Harvested: 10/30/2023		
Dekalb County		Corn on Corn		
Product	RM	Avg. Yield (Bu/A)	Harvest Moisture	Gross Revenue
NUTECH 66D1AM	106	275.2	22	\$1,142.29
STONE 6368RIB LAUNCH	113	265.7	26.9	\$1,037.50
STONE 6368RIB	113	262.6	26.5	\$1,030.87
AGRIGOLD 646-30VT2	116	263.0	26.7	\$1,029.70
STONE 1504TRE	115	238.0	23.6	\$968.70
AGRIGOLD 645-16VT2	115	262.9	25	\$1,051.42
CHANNEL 207-87VT2	107	240.8	21.3	\$1,007.74
AGRIGOLD 644-64VT2	114	257.2	24.4	\$1,036.71
CHANNEL 214-78VT2	114	284.7	24	\$1,152.96
NUTECH 70A8AM	110	262.8	21.7	\$1,094.58
CHANNEL 210-46VT2	110	235.1	21.4	\$982.71
STONE 1304TRE	113	251.9	22.7	\$1,036.37
AGRIGOLD 643-52VT2	113	245.3	25.4	\$976.17
Trial Average		257.3	24.0	\$1,042.13

CORN HARVEST RESULTS

Pfeifer Farms
Mazon, Illinois
Grundy County

Planted: 4/14/2023
Harvested: 10/10/2023



[Scan QR Code for a Virtual Harvest Tour!](#)

Product	RM	Avg. Yield (Bu/A)	Harvest Moisture	Gross Revenue
STONE 5858RIB	108	233.9	17	\$1,029.35
STONE 0921SS	109	233.3	18.3	\$1,011.22
STONE 0931SS	109	246.0	18.3	\$1,066.32
STONE 0904SP	109	233.0	17.6	\$1,018.23
NUTECH 69B9Q	109	241.1	18.7	\$1,040.15
PIONEER P0924Q	109	241.3	19.1	\$1,036.60
STONE 1103SS	111	237.4	19.2	\$1,018.25
STONE 1132TRE	111	237.5	17.1	\$1,043.61
PIONEER P1366Q	113	251.8	19.3	\$1,079.09
NUTECH 72A5Q	112	227.6	20.3	\$963.71
STONE 1304TRE	113	222.6	20	\$945.87
STONE 6368RIB	113	236.0	21.6	\$984.30
STONE 1303SP	113	226.0	19.3	\$968.34
NUTECH 73A6Q	113	233.7	20.7	\$984.93
STONE 1403TRE	114	235.6	20.3	\$997.69
STONE 1521SS	115	227.7	21.5	\$950.75
STONE 1504SP	115	243.9	21.6	\$1,017.21
DEKALB 64-87RIB	114	214.9	21.2	\$900.40
Trial Average		234.6	19.5	\$1,003.11

Pelzer Farms
Atalissa, Iowa
Muscatine County

Planted: 5/5/2023
Harvested: 10/16/2023

Product	RM	Avg. Yield (Bu/A)	Harvest Moisture	Gross Revenue
STONE 0603SP	106	230.2	17.5	\$1,007.28
STONE 5858RIB	108	222.0	17	\$976.71
STONE 0921SS	109	218.5	17.6	\$954.66
STONE 0931SS	109	236.8	17.9	\$1,031.07
STONE 1103SS	111	233.1	18.5	\$1,008.29
STONE 6542RIB	115	231.6	19.7	\$987.62
STONE 1504TRE	115	210.2	20	\$893.50
STONE 1612SS	116	232.6	20	\$988.38
Trial Average		226.9	18.5	\$980.94

Dan & Ed Summers
Alpha, Illinois
Henry County

Planted: 4/14/2023
Harvested: 9/28/2023

Product	RM	Avg. Yield (Bu/A)	Harvest Moisture	Gross Revenue
STONE 0904SP	109	268.3	20.8	\$1,129.38
STONE 1103SS	111	275.7	20.7	\$1,161.95
STONE 1132TRE	111	272.3	20.3	\$1,153.29
STONE 1303SP	113	262.6	21.1	\$1,101.43
STONE 6368RIB	113	271.0	24	\$1,097.44
STONE 1504SP	115	281.1	24.3	\$1,134.43
STONE 1521SS	115	271.9	26.2	\$1,071.28
NUTECH 72A5Q	112	266.2	22.1	\$1,103.29
NUTECH 72B7Q	112	269.2	21.2	\$1,128.15
NUTECH 70F6Q	110	280.8	19.9	\$1,194.93
STONE 6542RIB	115	268.2	26	\$1,059.54
STONE 1612SS	116	262.2	25.2	\$1,046.37
Trial Average		270.8	22.7	\$1,115.12

J & J Farms
Altona, Illinois
Henry County

Planted: 5/5/2023
Harvested: 10/17/2023

Product	RM	Avg. Yield (Bu/A)	Harvest Moisture	Gross Revenue
STONE 1612SS	116	218.8	22.5	\$902.48
STONE 1521SS	115	191.7	21.8	\$797.43
STONE 1504SP	115	201.8	23.5	\$822.33
STONE 6368RIB	113	201.3	23.4	\$821.15
STONE 1303SP	113	206.8	25.3	\$823.91
STONE 1103SS	111	211.1	24.7	\$847.61
STONE 0931SS	109	213.1	22	\$884.33
STONE 0921SS	109	184.4	23.1	\$755.00
STONE 0904SP	109	212.4	23.9	\$861.46
STONE 5858RIB	108	183.4	21.1	\$769.34
STONE 0604FP	106	187.6	18.8	\$808.77
STONE 5638RIB	106	180.6	20.5	\$763.18
STONE 0603SP	106	180.4	21	\$757.86
PIONEER P0924Q	109	196.9	21.3	\$824.07
PIONEER P1366Q	113	196.2	21	\$824.23
Trial Average		197.8	22.3	\$817.54

CORN HARVEST RESULTS

Piller Farms		Planted: 5/10/2023		
Mendota, Illinois		Harvested: 10/30/2023		
Lasalle County				
Product	RM	Avg. Yield (Bu/A)	Harvest Moisture	Gross Revenue
STONE 6368RIB	113	247.5	20.4	\$1,047.08
NUTECH 64B5Q	104	240.4	19	\$1,033.87
STONE 0403SP	104	211.7	17.8	\$923.10
STONE 0603SP	106	238.9	18.5	\$1,033.40
STONE 5638RIB	106	227.4	19.6	\$971.07
NUTECH 66D1AM	106	252.1	19.4	\$1,079.08
NUTECH 68A9AM	108	248.6	18.8	\$1,071.44
DEKALB 108-64RIB	108	241.0	19.8	\$1,026.64
STONE 0931SS	109	245.6	19.6	\$1,048.76
STONE 0904SP	109	240.6	19.3	\$1,031.05
PIONEER P0924Q	109	227.9	19.7	\$972.15
NUTECH 70F6Q	110	231.4	19.9	\$984.46
STONE 6368RIB	113	249.1	20.2	\$1,056.13
NUTECH 70B4AM	110	245.4	17.8	\$1,069.79
STONE 1103SS	111	238.7	18.1	\$1,037.31
STONE 1132TRE	111	239.5	17.9	\$1,042.95
NUTECH 72A5Q	112	220.2	19.2	\$944.64
STONE 1304TRE	113	221.8	19.9	\$943.72
AGRIGOLD 6499STX	114	235.8	20.8	\$992.80
STONE 1521SS	115	220.2	20.1	\$934.61
STONE 1403TRE	114	252.0	19.8	\$1,073.45
DEKALB 115-33RIB	115	239.0	19.5	\$1,021.78
STONE 6368RIB	113	233.3	20.2	\$989.24
Trial Average		236.9	19.4	\$1,014.28

Bonucci Farms		Planted: 5/4/2023		
Princeton, Illinois		Harvested: 11/3/2023		
Bureau County				
Product	RM	Avg. Yield (Bu/A)	Harvest Moisture	Gross Revenue
STONE 6368RIB	113	291.5	20	\$1,238.81
NUTECH 66D1AM	106	258.5	18.7	\$1,115.30
STONE 0604FP	106	297.1	17.7	\$1,296.73
NUTECH 69B9Q	109	302.0	19.3	\$1,293.93
STONE 0904SP	109	295.2	18.6	\$1,275.29
NUTECH 70A8AM	110	284.6	19.5	\$1,216.56
NUTECH 70F6Q	110	308.8	19.3	\$1,323.23
DEKALB 110-10STX	110	295.9	19.4	\$1,266.26
STONE 1103SS	111	301.0	19.7	\$1,283.83
CHANNEL 210-46VT2	110	292.1	18.4	\$1,264.62
STONE 6368RIB	113	303.8	20.6	\$1,282.16
PIONEER P1278Q	112	297.2	20.2	\$1,260.33
CHANNEL 212-52SSTX	112	286.4	18.9	\$1,233.04
STONE 1304TRE	113	293.3	18.6	\$1,266.95
STONE 1403TRE	114	285.6	19.6	\$1,219.44
CHANNEL 214-78VT2	114	307.5	19.5	\$1,314.54
NUTECH 72D4Q	112	300.5	20.4	\$1,271.32
STONE 6542RIB	115	303.1	20.3	\$1,283.57
AGRIGOLD A6572VT2	115	288.1	20.1	\$1,223.16
CHANNEL 216-82SSTX	116	298.6	20.7	\$1,258.64
DEKALB 115-33SP	115	289.7	20.2	\$1,228.22
STONE 1504TRE	115	295.4	19.3	\$1,265.80
NUTECH 73A6Q	113	278.7	19.7	\$1,188.64
STONE 6368RIB	113	294.1	20.6	\$1,241.28
Trial Average		292.3	19.9	\$1,243.90



CORN HARVEST RESULTS

CB Hagenbach		Planted: 5/5/2023		
Utica, Illinois		Harvested: 9/28/2023		
LaSalle County				
Product	RM	Avg. Yield (Bu/A)	Harvest Moisture	Gross Revenue
STONE 6368RIB	113	277.9	24.7	\$1,115.90
STONE 0403SP	104	249.5	21.6	\$1,040.48
STONE 1612SS	116	274.5	22.3	\$1,135.24
DEKALB 66-04RIB	116	262.4	22.5	\$1,082.45
DEKALB 115-33RIB	115	268.8	22.7	\$1,106.15
STONE 6542RIB	115	277.1	22.7	\$1,140.11
NUTECH 75C1AM	115	268.1	22.8	\$1,101.76
STONE 1504TRE	115	260.3	23.8	\$1,056.96
AGRIGOLD 642-05VT2	112	267.3	24.9	\$1,070.41
AGRIGOLD 645-16VT2	115	278.7	25	\$1,114.93
STONE 6368RIB	113	270.4	24.3	\$1,090.92
STONE 1304TRE	113	266.5	22.9	\$1,094.17
NUTECH 73A6Q	113	252.5	21.3	\$1,056.59
NUTECH 72D4Q	112	258.7	22.9	\$1,061.99
AGRIGOLD 643-52VT2	113	280.1	24.1	\$1,133.20
STONE 1403TRE	114	262.8	22.4	\$1,085.16
NUTECH 73A4AM	113	264.4	23.4	\$1,078.86
PIONEER P1278Q	112	268.4	24.8	\$1,076.24
STONE 1132TRE	111	266.4	23.5	\$1,085.64
STONE 1103SS	111	256.2	22.7	\$1,054.40
NUTECH 72B7Q	112	263.6	24.1	\$1,066.08
NUTECH 70B4AM	110	278.0	26	\$1,098.20
STONE 1303SP	113	267.4	23.5	\$1,089.61
STONE 6368RIB	113	277.9	23	\$1,139.57
NUTECH 70A8AM	110	287.4	23.7	\$1,168.45
STONE 0904SP	109	273.0	24.8	\$1,094.63
DEKALB 108-64RIB	108	268.5	23.8	\$1,089.99
PIONEER P0924Q	109	274.3	23.8	\$1,113.58
STONE 0931SS	109	261.4	21.5	\$1,091.38
NUTECH 68A9AM	108	279.5	23.9	\$1,133.50
NUTECH 70F6Q	110	276.6	23.9	\$1,121.73
STONE 0603SP	106	228.2	18.4	\$987.98
STONE 6368RIB	113	272.3	23.8	\$1,105.72
Trial Average		268.7	23.3	\$1,095.55

Dave Hagenbach/Steve Finley		Planted: 5/5/2023		
Utica, Illinois		Harvested: 10/6/2023		
LaSalle County				
Product	RM	Avg. Yield (Bu/A)	Harvest Moisture	Gross Revenue
STONE 6368RIB	113	258.8	20.2	\$1,097.37
NUTECH 75C1AM	115	281.4	21.1	\$1,180.31
STONE 1612SS	116	268.5	20.9	\$1,129.17
STONE 1504TRE	115	266.4	20.1	\$1,130.75
DEKALB 115-33RIB	115	255.7	20.3	\$1,082.75
STONE 6542RIB	115	283.8	21.2	\$1,189.10
STONE 1521SS	115	266.6	21.7	\$1,110.33
AGRIGOLD 6499STX	114	280.8	22.3	\$1,160.90
NUTECH 73A6Q	113	284.3	21.4	\$1,188.43
PIONEER P14830Q	114	295.1	22.3	\$1,220.34
AGRIGOLD 643-52VT2	113	283.4	21.4	\$1,184.55
NUTECH 72D4Q	112	293.9	21.4	\$1,228.51
STONE 1403TRE	114	270.8	21.1	\$1,136.01
AGRIGOLD 642-05VT2	112	275.1	21.3	\$1,151.17
AGRIGOLD 645-16VT2	115	290.9	22.6	\$1,198.67
STONE 6368RIB	113	267.3	22.3	\$1,105.26
STONE 1304TRE	113	258.8	20.6	\$1,092.00
STONE 1132TRE	111	264.8	19.8	\$1,128.24
STONE 1103SS	111	284.6	21.4	\$1,189.72
NUTECH 72A5Q	112	284.6	20.7	\$1,147.21
NUTECH 70F6Q	110	287.6	18.8	\$1,239.75
FS 6217STX	112	291.0	20.8	\$1,225.12
STONE 0904SP	109	281.1	17.9	\$1,224.36
STONE 0931SS	109	285.6	20	\$1,213.79
NUTECH 70A8AM	110	279.1	19.7	\$1,190.29
DEKALB 108-64RIB	108	270.2	20.4	\$1,143.15
PIONEER P0924Q	109	282.6	20.1	\$1,199.63
STONE 6368RIB	113	281.9	20.9	\$1,185.50
Trial Average		277.2	20.8	\$1,166.87

[Scan QR Code for a Virtual Harvest Tour!](#)



CORN HARVEST RESULTS

Gentech
Geneseo, Illinois
Henry County

Planted: 5/3/2023
Harvested: 10/24/2023

Product	RM	Avg. Yield (Bu/A)	Harvest Moisture	Gross Revenue
G. HARVEST G06A27-D-EZ1	106	246.6	16	\$1,097.37
WYFFELS W5019 STX	107	248.6	15.5	\$1,112.49
STONE 0603SP	106	258.9	15.8	\$1,154.69
G. HARVEST G07G73-D-EZ1	107	244.0	16.8	\$1,076.04
STONE 0904SP	109	268.1	15.7	\$1,197.07
WYFFELS W5778 STX	109	268.1	15.6	\$1,198.41
STONE 0921SS	109	250.2	17.4	\$1,095.88
STONE 0931SS	109	272.4	17	\$1,198.56
G. HARVEST G10D21-DVZ-EZ1	110	250.1	17.2	\$1,097.94
STONE 1103SS	110	266.2	16.3	\$1,180.60
G. HARVEST G11V76-D-EZ1	111	266.2	16.9	\$1,172.61
WYFFELS W7759 STX	113	270.5	17.2	\$1,187.50
G. HARVEST G12S75-D-EZ1	112	266.2	16.9	\$1,172.61
WYFFELS W7208 STX	112	254.1	17.6	\$1,110.42
STONE 6368RIB	113	272.3	17.1	\$1,196.76
G. HARVEST G13Z50-DV-EZ1	113	254.3	17.3	\$1,115.11
STONE 1303SP	113	267.4	16.6	\$1,181.91
WYFFELS W8108 STX	114	256.8	17.2	\$1,127.35
G. HARVEST G14B32-DV-EZ1	114	272.5	18.3	\$1,181.29
STONE 1504SP	115	265.2	17.3	\$1,162.90
STONE 1521SS	115	251.6	18	\$1,094.46
STONE 1612SS	116	271.4	18.2	\$1,177.88
WYFFELS W9218 STX	118	302.7	18.3	\$1,312.20
G. HARVEST G17B31-V-EZ2	117	262.9	18.1	\$1,142.30
STONE 6542RIB	115	263.9	17.7	\$1,151.92
G. HARVEST G15J91-V-EZ1	115	276.1	17.6	\$1,206.56
STONE 1403TRE	114	260.2	17	\$1,144.88
WYFFELS W5406 VT2	108	253.7	16	\$1,128.97
STONE DG6382RIB	113	255.5	16	\$1,136.98
G. HARVEST G13B17-AA-EZ1	113	259.3	16.4	\$1,148.70
STONE 1304TRE	113	254.5	16.4	\$1,127.44
WYFFELS W6886 VT2	111	266.2	16.7	\$1,175.27
G. HARVEST G10B61-AA-EZ1	113	252.5	16.4	\$1,118.58
STONE 1132TRE	111	263.2	15.8	\$1,173.87
G. HARVEST G08R52-V-EZ1	108	261.4	16.4	\$1,158.00
STONE 0504DP	105	243.1	14.5	\$1,093.95
G. HARVEST G03B19-AA-EZ1	103	241.7	15	\$1,087.65
Trial Average		261.0	16.8	\$1,151.27

Matt Perham
Princeville, Illinois
Peoria County

Planted: 5/4/2023
Harvested: 11/2/2023

Product	RM	Avg. Yield (Bu/A)	Harvest Moisture	Gross Revenue
STONE 0604FP	106	227.5	17.2	\$998.86
STONE 0921SS	109	222.4	17.4	\$974.07
STONE 0904SP	109	232.1	17	\$1,021.02
STONE 1403TRE	114	246.9	17.6	\$1,078.87
STONE 1304TRE	113	230.4	18	\$1,002.33
STONE 6362RIB	113	252.0	18.4	\$1,091.04
STONE 1132TRE	111	241.6	17.3	\$1,059.33
STONE DG5942RIB	109	228.5	18.5	\$988.21
STONE 5852RIB	108	230.5	17.6	\$1,007.19
PIONEER P1366Q	113	259.0	18.1	\$1,125.52
STONE 1612SS	116	256.9	18.5	\$1,111.23
STONE 1521SS	115	227.4	18.3	\$985.60
STONE 1504SP	115	258.5	17.9	\$1,125.79
STONE 1303SP	113	243.6	17.4	\$1,067.13
STONE 1103SS	111	251.1	17.9	\$1,093.44
STONE 0931SS	109	246.2	17.5	\$1,077.22
STONE DG6382RIB	113	235.0	17.3	\$1,030.30
STONE 6542RIB	115	249.8	17.5	\$1,092.97
STONE 1504TRE	115	254.5	17.9	\$1,108.18
STONE 1812DP	118	240.9	18.6	\$1,040.57
Trial Average		241.7	17.8	\$1,053.94

J & J Farms
Altona, Illinois
Henry County

Planted: 5/5/2023
Harvested: 10/17/2023

Product	RM	Avg. Yield (Bu/A)	Harvest Moisture	Gross Revenue
STONE 6542RIB	115	218.9	23.4	\$893.30
STONE 1504TRE	115	222.1	22.6	\$915.18
STONE 1403TRE	114	218.3	23	\$895.06
STONE 6362RIB	113	203.9	24.1	\$824.65
STONE 1304TRE	113	200.1	25.1	\$799.39
STONE 1132TRE	111	207.2	22.9	\$850.57
STONE DG5942RIB	109	205.9	23.8	\$835.90
STONE 5852RIB	108	171.8	20.9	\$722.43
STONE 0504DP	105	163.9	20.1	\$695.92
PIONEER P0953AM	109	183.6	20.9	\$772.04
Trial Average		199.6	22.7	\$820.44

All yield values are in bu/acre and are adjusted to 15% moisture. Gross Revenue based on assumed selling price of \$4.50/bu and assumed drying cost of \$0.05/point moisture over 15%.

CORN HARVEST RESULTS

Tyler Gruhn
Lanark, Illinois
Carroll County

Planted: 5/18/2023
Harvested: 10/21/2023

Product	RM	Avg. Yield (Bu/A)	Harvest Moisture	Gross Revenue
INVISION 5115X	106	243.1	19.9	\$1,034.39
STONE 0103SP	106	264.3	20.3	\$1,119.31
STONE 0304SS	109	274.0	20.4	\$1,159.02
NUTECH 64B5Q	109	286.4	23.3	\$1,169.94
DEKALB 56-26RIB	109	290.3	21.3	\$1,214.91
STONE 0604FP	111	294.1	21.3	\$1,230.81
STONE 0603SP	111	269.6	21.9	\$1,120.19
NUTECH 66D1AM	113	297.4	22.4	\$1,228.26
STONE 5638RIB	113	281.1	22.5	\$1,159.54
DEKALB 107-33RIB	113	312.2	23.1	\$1,278.46
BREVANT B07H01Q	113	302.2	23.5	\$1,231.47
STONE 5858RIB	114	302.0	23.4	\$1,232.16
NUTECH 69B9Q	115	318.4	24.4	\$1,283.15
STONE 0904SP	115	310.2	22.6	\$1,278.02
STONE 0931SS	116	322.9	24.8	\$1,294.83
STONE 0921SS	106	307.1	23	\$1,259.11
DEKALB 110-10RIB	108	348.6	23.7	\$1,417.06
NUTECH 70F6Q	110	341.4	24	\$1,382.67
NK 1040AA	110	304.1	25.1	\$1,214.88
INVISION 6025X	110	320.5	24.9	\$1,283.60
BREVANT B11Y01Q	112	344.5	24.2	\$1,391.78
STONE 1103SS	112	337.7	23.9	\$1,369.37
NK 1188D	113	337.3	23.5	\$1,374.50
INVISION 6217X	113	335.2	25.2	\$1,337.45
NK 1480DV	110	348.7	28	\$1,342.50
STONE 0403SP	114	267.1	23.2	\$1,092.44
Trial Average		306.2	23.2	\$1,249.99

Johnathan Hohertz
LaMoille, Illinois
Bureau County

Planted: 5/10/2023
Harvested: 11/2/2023

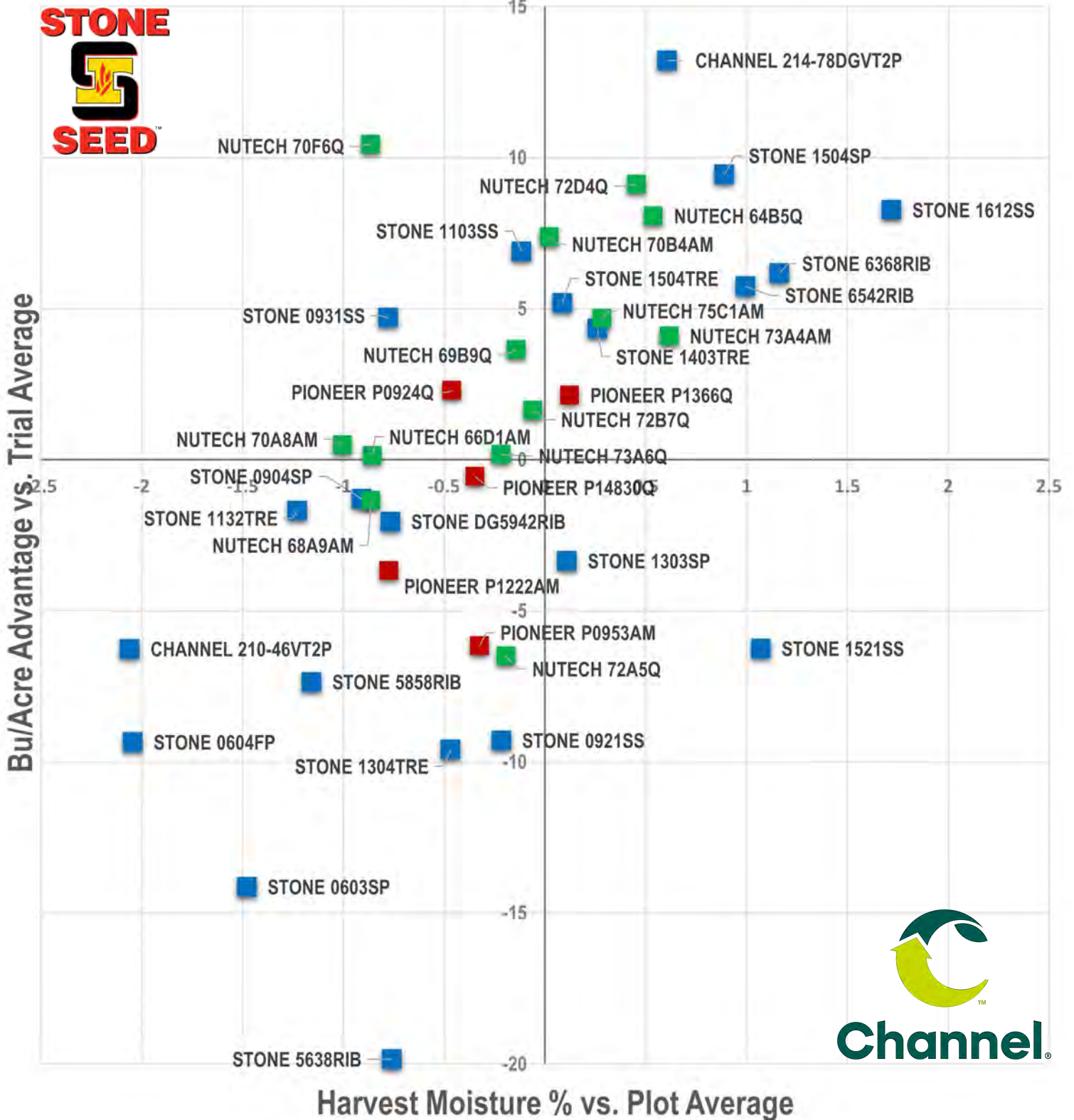
Product	RM	Avg. Yield (Bu/A)	Harvest Moisture	Gross Revenue
STONE 6368RIB	113	264.0	20.9	\$1,047.08
NUTECH 64B5Q	104	260.2	20.3	\$1,033.87
NUTECH 66D1AM	106	270.4	19.7	\$923.10
STONE 0603SP	106	238.2	18.8	\$1,033.40
STONE 0931SS	109	255.4	20	\$971.07
NUTECH 68A9AM	108	248.9	19.4	\$1,079.08
STONE 0904SP	109	257.1	19.1	\$1,071.44
NUTECH 70A8AM	110	243.8	17.8	\$1,026.64
NUTECH 70F6Q	110	266.0	17.7	\$1,048.76
STONE 6368RIB	113	252.3	19.8	\$1,031.05
STONE 1103SS	111	266.7	19.6	\$972.15
STONE 1132TRE	111	247.3	17.4	\$984.46
STONE 1304TRE	113	216.4	17.2	\$1,056.13
PIONEER P1278Q	112	250.6	17.5	\$1,069.79
NUTECH 72D4Q	112	269.5	18.7	\$1,037.31
STONE 1521SS	115	260.6	19.8	\$1,042.95
STONE 1504TRE	115	265.3	18.8	\$944.64
NUTECH 73A6Q	113	264.9	18.1	\$943.72
STONE 6368RIB	113	270.5	17.8	\$992.80
Trial Average		256.2	18.9	\$1,014.28



CORN HARVEST RESULTS

2023 Integrated Seed Solutions Corn Performance Summary

Integrated Seed Solutions Trials (37 Locations)



SOYBEAN HARVEST RESULTS

Integrated Seed Show Plot

Flanagan, Illinois
Livingston County

Planted: 4/13/2023

Harvested: 10/4/2023



[Scan QR Code for a Virtual Harvest Tour!](#)

Product	RM	Avg. Yield (Bu/A)	Harvest Moisture	Gross Revenue
STONE 2XF2541	2.5	84.4	12.1	\$1,058.22
STONE 2XF2554	2.5	81.9	12.3	\$1,026.46
STONE 2XF3144	3.1	82.2	12.2	\$1,030.93
STONE 2XF3352	3.3	82.7	12.1	\$1,037.91
STONE 2XF3531	3.5	83.4	12.1	\$1,046.20
CONNECT CT2623E	2.6	83.7	12.5	\$1,048.84
CONNECT CT2723E	2.7	81.2	12.4	\$1,017.86
CONNECT CT2923E	2.9	85.4	12.2	\$1,070.66
CONNECT CT3023E	3	84.7	11.9	\$1,063.13
CONNECT CT3223E	3.2	86.8	11.8	\$1,090.58
CONNECT CT3423E	3.4	79.8	11.8	\$1,001.89
CONNECT CT3623E	3.6	84.3	11.7	\$1,058.89
PIONEER P28A65E	2.8	81.8	11.6	\$1,028.77
PIONEER P31A73E	3.1	76.9	11.8	\$965.24
NUTECH 25N04E	2.5	81.3	11.8	\$1,021.04
NUTECH 27N06E	2.7	79.8	11.8	\$1,002.30
NUTECH 29N04E	2.9	82.7	11.8	\$1,038.53
NUTECH 34N02E	3.4	84.1	12.2	\$1,054.94
Trial Average		82.6	12.0	\$1,036.80

Brad & Gary Schumacher

Varna, Illinois
Marshall County

Planted: 5/5/2023

Harvested: 10/23/2023



[Scan QR Code for a Virtual Harvest Tour!](#)

Product	RM	Avg. Yield (Bu/A)	Harvest Moisture	Gross Revenue
STONE 2XF2434	2.4	74.2	13.9	\$924.71
STONE 2XF2541	2.5	78.9	13.6	\$984.49
STONE 2XF2554	2.5	79.6	13.8	\$991.88
STONE 2XF2744	2.7	72.4	13.8	\$902.25
STONE 2XF2874	2.8	72.7	13.4	\$907.90
STONE 2XF2944	2.9	73.2	13.7	\$912.64
STONE 2XF3144	3.1	79.3	13.6	\$988.99
STONE 2XF3352	3.3	76.3	13.2	\$952.94
STONE 2XF3531	3.5	76.8	13.4	\$959.00
CONNECT CT2723	2.7	72.6	13.3	\$906.30
CONNECT CT2923	2.9	80.4	13.7	\$1,002.41
CONNECT CT3023	3	70.4	13.5	\$877.97
CONNECT CT3223	3.2	72.7	13.5	\$906.48
CONNECT CT3324	3.3	83.5	13.5	\$1,041.56
CONNECT CT3623	3.6	77.1	13.5	\$962.01
PIONEER P31A73E	3.1	76.8	13.5	\$957.51
NUTECH 34N02E	3.4	74.6	13.5	\$930.50
NUTECH 29N04E	2.9	74.9	13.5	\$935.00
NUTECH 27N06E	2.7	69.6	13.9	\$866.54
NUTECH 25N04E	2.5	74.2	13.3	\$925.87
Trial Average		75.5	13.6	\$941.85

Andy Schuler
Lexington, Illinois
McLean County

Planted: 4/27/2023

Harvested: 10/8/2023

Product	RM	Avg. Yield (Bu/A)	Harvest Moisture	Gross Revenue
STONE 2XF2744	2.7	68.0	14.3	\$845.11
STONE 2XF2874	2.8	80.5	13.8	\$1,002.68
STONE 2XF2944	2.9	75.1	13.6	\$936.78
STONE 2XF3144	3.1	82.2	14.1	\$1,023.31
STONE 2XF3352	3.3	80.5	13.7	\$1,003.66
STONE 2XF3531	3.5	77.0	13.7	\$960.23
STONE 2XF3843	3.8	80.7	13.5	\$1,006.21
STONE 2XF3954-SR	3.9	75.0	13.5	\$935.34
Trial Average		77.4	13.8	\$964.16

John Murphy
Wapella, Illinois
DeWitt County

Planted: 5/6/2023

Harvested: 10/18/2023

Product	RM	Avg. Yield (Bu/A)	Harvest Moisture	Gross Revenue
STONE 2XF2874	2.8	72.9	13.6	\$909.35
STONE 2XF2944	2.9	74.8	13.6	\$933.33
STONE 2XF3144	3.1	80.2	13.8	\$998.71
STONE 2XF3352	3.3	79.3	13.8	\$988.47
STONE 2XF3531	3.5	81.2	13.9	\$1,010.79
STONE 2XF3843	3.8	78.2	13.1	\$976.86
Trial Average		77.8	13.6	\$969.58

SOYBEAN HARVEST RESULTS

Brummel Farms		Planted: 4/14/2023		
Manlius, Illinois		Harvested: 10/3/2023		
Bureau County				
Product	RM	Avg. Yield (Bu/A)	Harvest Moisture	Gross Revenue
NUTECH 37N02CV	3.7	76.0	12	\$953.79
PIONEER P23A40E	2.3	72.9	11.2	\$918.14
STONE 2XF2541	2.5	77.3	11.6	\$971.42
STONE 2XF2554	2.5	74.0	11.2	\$931.17
NUTECH 25N04E	2.5	78.6	11.1	\$989.54
PIONEER P26A20	2.6	79.1	11	\$996.69
CONNECT CT2623E	2.6	73.5	11.3	\$925.61
CONNECT CT2723E	2.7	77.3	11.4	\$972.92
NUTECH 27N06E	2.7	76.6	10.7	\$966.92
PIONEER P28A65E	2.8	75.6	11	\$952.13
PIONEER P28A39E	2.8	77.6	10.4	\$980.32
CONNECT CT2923E	2.9	72.7	11.2	\$915.18
NUTECH 29N04E	2.9	71.9	10.1	\$909.48
PIONEER P29A19E	2.9	75.2	10.2	\$950.21
PIONEER P30A75E	3	76.3	10.6	\$962.41
CONNECT CT3023E	3	70.1	10.1	\$886.89
STONE 2XF3144	3.1	79.9	10.5	\$1,008.77
PIONEER P32A10	3.2	71.2	10.5	\$899.51
PIONEER P28A65E	2.8	73.2	10.9	\$922.34
CONNECT CT3223E	3.2	75.6	11.2	\$952.20
STONE 2XF3352	3.3	74.3	11	\$935.79
PIONEER P33A62E	3.3	77.0	10.7	\$971.40
PIONEER P34A50	3.4	79.0	10.7	\$996.76
CONNECT CT3423E	3.4	69.5	10.6	\$877.23
NUTECH 34N02E	3.4	72.9	11	\$917.97
STONE 2XF3531	3.5	76.5	10.6	\$965.40
CONNECT CT3623E	3.6	70.7	11.3	\$890.12
PIONEER P28A65E	2.8	70.8	10.3	\$894.73
NUTECH 37N02CV W/Launch	3.7	76.1	11.5	\$956.69
BECK'S 291	2.9	63.0	10.7	\$795.32
NUTECH 37N02CV No Launch	3.7	68.3	10.3	\$863.20
BECK'S 340	3.4	71.6	10.5	\$904.00
Trial Average		75.0	10.9	\$935.44

Bill Pfau		Planted: 4/27/2023		
Hinckley, Illinois		Harvested: 10/18/2023		
DeKalb County				
Product	RM	Avg. Yield (Bu/A)	Harvest Moisture	Gross Revenue
STONE 2RX2929	2.9	80.2	14.5	\$995.28
PIONEER P31A87E	3.1	82.5	14.6	\$1,023.33
STONE 2XF2241	2.2	83.3	14.8	\$1,032.25
CONNECT CT2323E	2.3	82.3	14.6	\$1,020.85
STONE 2XF2434	2.4	83.5	14.8	\$1,034.73
NUTECH 25N04E	2.5	89.0	14.5	\$1,104.49
AGRIGOLD 2549E3	2.5	70.5	14.4	\$875.33
STONE 2XF2554	2.5	75.9	14.4	\$942.37
STONE 2XF2541	2.5	79.6	14.4	\$988.31
CONNECT CT2623E	2.6	74.2	14.4	\$921.27
AGRIGOLD 2601E3	2.6	74.7	13.9	\$929.72
NUTECH 27N06E	2.7	79.4	13.7	\$989.17
CONNECT CT2723E	2.7	79.6	13.7	\$991.66
PIONEER P31A87E	3.1	75.6	13.8	\$941.37
STONE 2XF2744	2.7	83.6	13.7	\$1,041.49
STONE 2XF2874	2.8	78.2	13.7	\$974.22
AGRIGOLD 2893E3	2.8	81.8	13.2	\$1,021.52
NUTECH 29N04E	2.9	78.5	13.3	\$979.84
CONNECT CT2923E	2.9	76.4	13.3	\$953.62
STONE 2XF2944	2.9	84.4	13.3	\$1,053.48
CONNECT CT3023E	3	78.5	13.3	\$979.84
AGRIGOLD 3051E3	3	80.7	13.2	\$1,007.78
STONE 2XF3144	3.1	81.9	13.7	\$1,020.31
CONNECT CT3223E	3.2	81.3	13.7	\$1,012.84
PIONEER P31A87E	3.1	80.3	13.6	\$1,000.86
AGRIGOLD 2900RX	2.9	80.2	13.5	\$1,000.09
Trial Average		79.9	13.9	\$993.69



SOYBEAN HARVEST RESULTS

J & J Farms		Planted: 5/5/2023		
Altona, Illinois		Harvested: 10/24/2023		
Henry County				
Product	RM	Avg. Yield (Bu/A)	Harvest Moisture	Gross Revenue
STONE 2XF2241	2.2	61.7	11.8	\$774.47
STONE 2XF2434	2.4	71.7	11.6	\$901.51
STONE 2XF2541	2.5	62.6	11.8	\$785.77
STONE 2XF2554	2.5	67.8	11.5	\$852.33
STONE 2XF2744	2.7	64.2	11.4	\$808.16
STONE 2XF2874	2.8	68.7	11.3	\$864.25
STONE 2XF2944	2.9	65.8	11.8	\$825.83
STONE 2XF3144	3.1	62.4	11.4	\$784.39
STONE 2XF3352	3.3	68.3	11.5	\$858.52
STONE 2XF3531	3.5	73.4	11.6	\$922.12
Trial Average		66.6	11.6	\$837.73

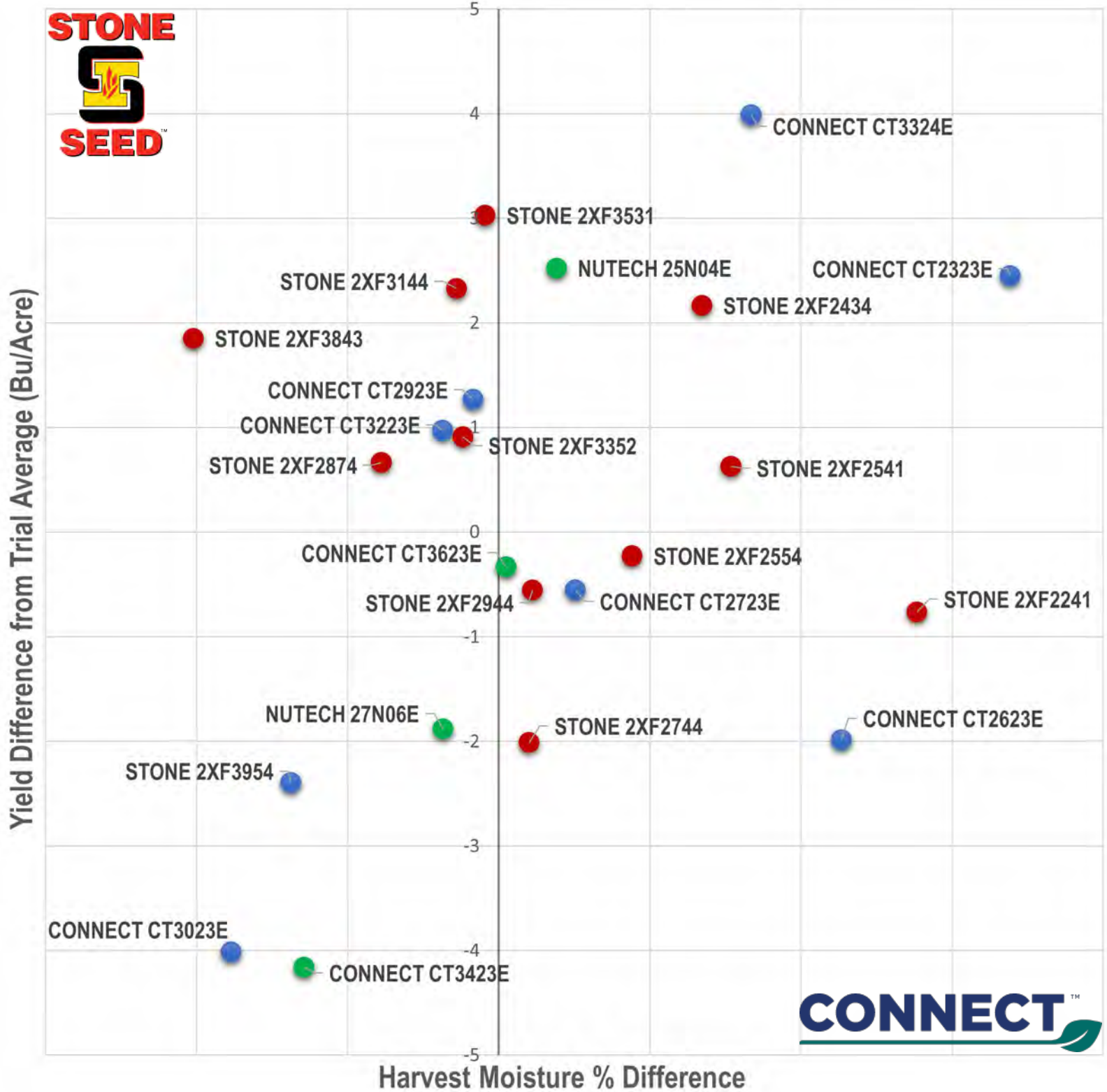
Gentech		Planted: 5/3/2023		
Geneseo, Illinois		Harvested: 10/4/2023		
Henry County				
Product	RM	Avg. Yield (Bu/A)	Harvest Moisture	Gross Revenue
GOLDEN HARVEST 2292E3	2.2	88.4	9.4	\$1,121.21
GOLDEN HARVEST 2313XF	2.3	88.5	9.2	\$1,122.98
CONNECT CT3023E	3	73.8	9.4	\$935.67
GOLDEN HARVEST 2463E3	2.4	81.3	9.2	\$1,031.52
STONE 2XF2434	2.4	85.8	9.4	\$1,087.91
GOLDEN HARVEST 2544XF	2.5	83.7	9.2	\$1,062.54
STONE 2XF2554	2.5	83.8	9.4	\$1,062.54
GOLDEN HARVEST 2674E3	2.6	83.9	9.2	\$1,064.13
STONE 2XF2744	2.7	85.7	9.4	\$1,086.32
GOLDEN HARVEST 2814E3	2.8	74.0	9.5	\$937.43
GOLDEN HARVEST 2884XF	2.8	82.4	9.4	\$1,045.09
STONE 2XF2874	2.8	92.7	9.3	\$1,175.31
CONNECT CT2923E	2.9	89.1	9.3	\$1,130.83
STONE 2XF2944	2.9	85.1	10.3	\$1,074.84
GOLDEN HARVEST 2922E3	2.9	82.7	9.4	\$1,048.26
STONE 2XF3144	3.1	88.1	9.6	\$1,116.27
GOLDEN HARVEST 3023XF	3	84.2	9.5	\$1,067.28
GOLDEN HARVEST 3132E3	3.1	78.4	9.8	\$993.12
CONNECT CT3223E	3.2	86.0	9.4	\$1,091.08
CONNECT CT3324E	3.3	84.6	10.3	\$1,068.59
GOLDEN HARVEST 3373E3	3.3	76.9	9.7	\$974.09
STONE 2XF3352	3.3	86.9	9.6	\$1,100.46
GOLDEN HARVEST 3442XF	3.4	77.6	10	\$981.31
STONE 2XF3531	3.5	92.4	9.6	\$1,170.74
GOLDEN HARVEST 3582E3	3.5	86.8	10.8	\$1,094.66
Trial Average		84.1	9.6	\$1,065.77



SOYBEAN HARVEST RESULTS

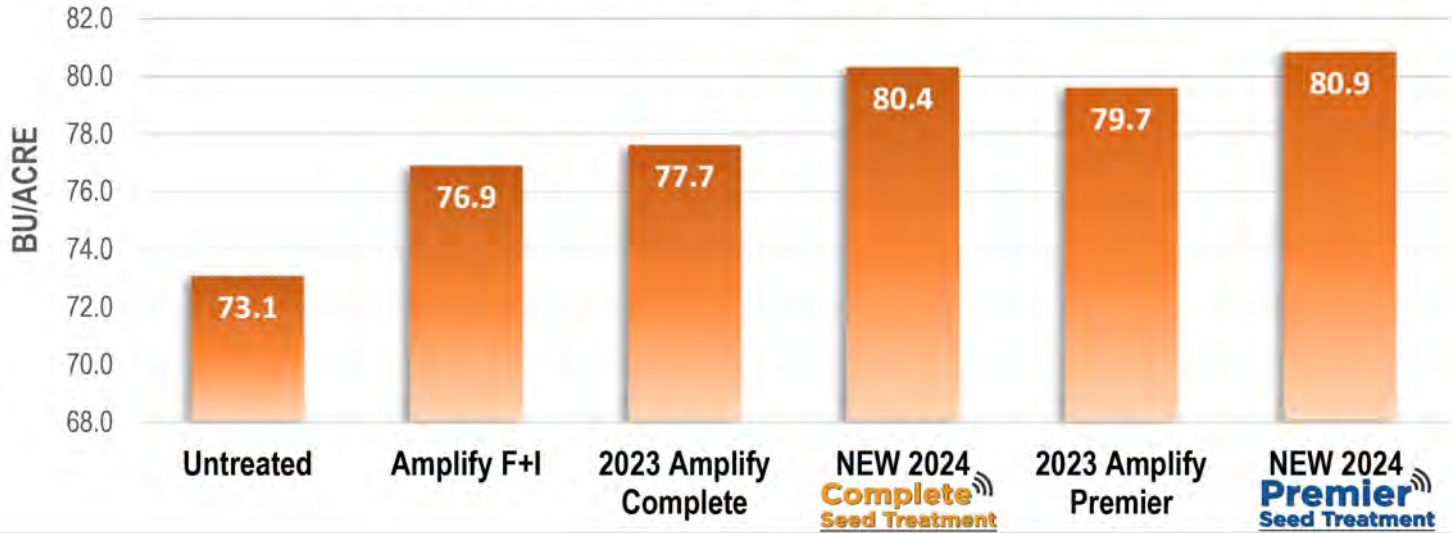
2023 Integrated Seed Solutions Soybean Performance Summary

Integrated Seed Solutions Trials (9 Locations)



2023 SEED TREATMENT RESULTS

2023 SEED TREATMENT TRIAL RESULTS



Trial Locations included: Flanagan, Lexington, Varna and Wapella, IL; Dane, WI

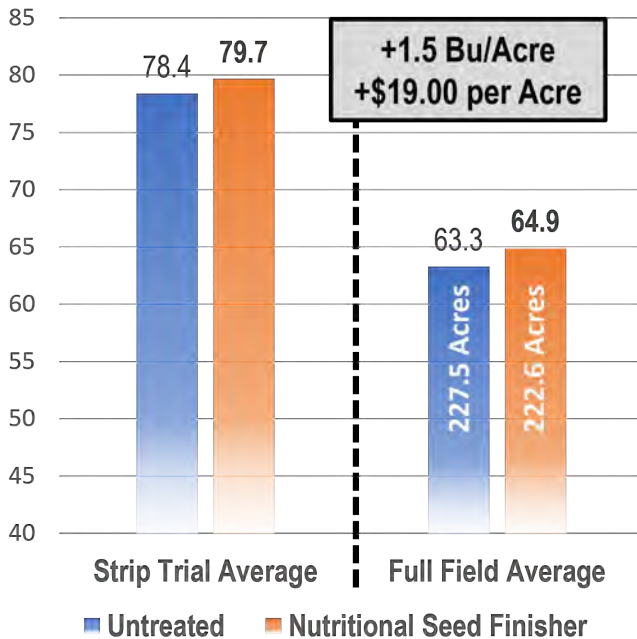
**2024 Amplify Premier introduces updated SDS & White Mold suppression, nutritional seed finish.*

***2024 Amplify Complete introduces Biotrinsic M34 inoculant and nutritional seed finish.*

NEW Nutritional Soybean Seed Finisher

Analysis includes: **18% Zn, 4% Mn, 24% P, 4% N**

*****New standard offering on all Amplify treated soybeans.*****



biotrinsic M34

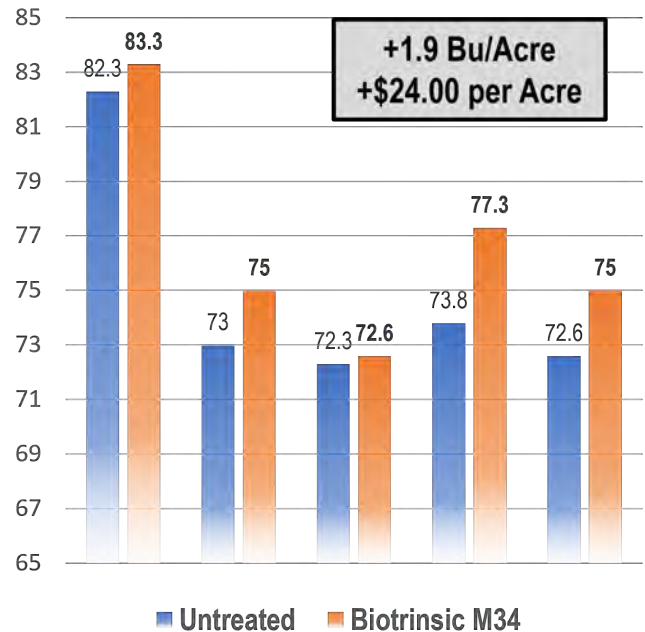
by indigo

Please scan QR Code for more information:



Now included in all Amplify inoculant:

Premier Seed Treatment & **Complete Seed Treatment**



Amplify
YIELD ENHANCEMENT TECHNOLOGY
LAUNCH | SOYBEAN
Planter Box Treatment



**NUTRIENT & MICROBIAL
PLANTER BOX DELIVERY SYSTEM**

[Ultimate coverage on every seed.]

**Industry-Leading
Bradyrhizobia Inoculant**
Proprietary Triple-Stack accelerates early-season nodulation for maximum nutrient uptake.

5 oz Terrasym®
Proven, Industry-Leading Bio Stimulant PPFM strains that generate massive root structures.



**80/20 Talc/Graphite
+ Mn & Fe**

**NEW: 0.43 lbs
IONLOCK™ Zinc**

**NEW: Industry-Leading
Bio-Fertility &
N-Fixing Microbes**

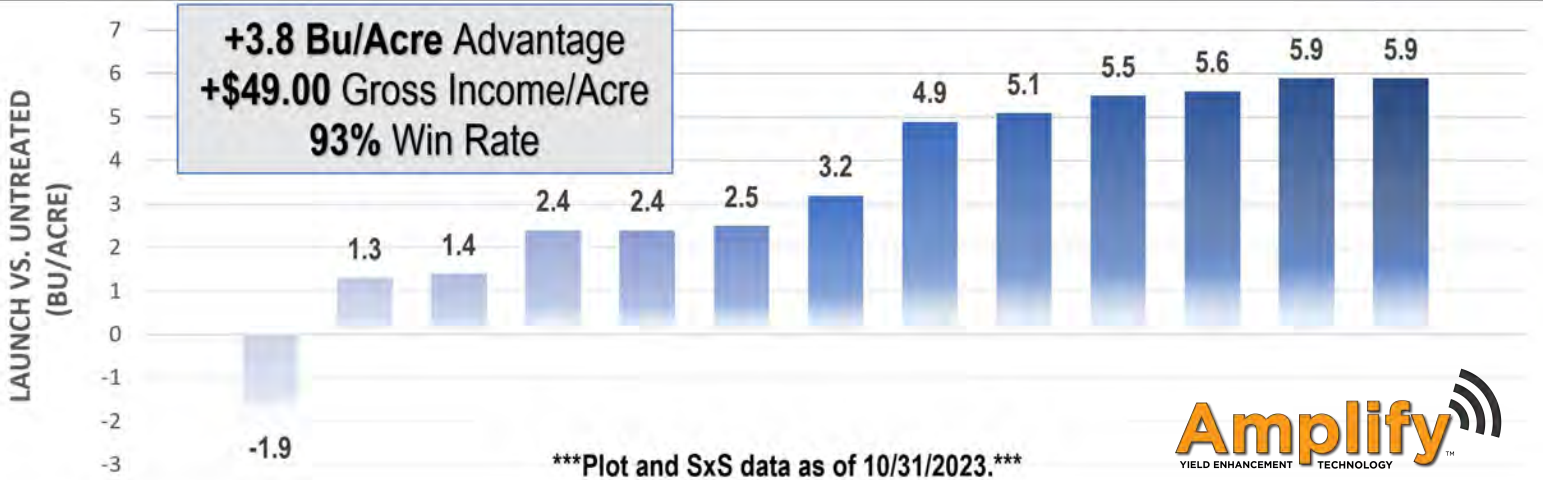
- Azospirillum brasilense
- Azospirillum lipoferum
- Azotobacter chroococcum
- Azotobacter vinelandii
- Thibacillus Ferrooxidans
- Paenbacillus Azotofixans
- Bacillus amyloliquefaciens
- Bacillus licheniformis
- Bacillus megaterium
- Bacillus pumilus
- Bacillus subtilis
- Trichoderma harzianum

CFU count 38 billion

Actual product packaging may be different than this visual

PRODUCT BENEFITS

- Drives early-season taproot nodulation and N-fixation
- Builds stronger, healthier plants fast & massive roots
- Puts soybeans in the position to manage season-long stressors and optimize genetic potential
- Herbicide tolerant bradyrhizobia strain (patent # 8772576)



UNTREATED



Amplify
YIELD ENHANCEMENT TECHNOLOGY
LAUNCH | SOYBEAN
Planter Box Treatment

Amplify
YIELD ENHANCEMENT TECHNOLOGY
LAUNCH | CORN
Planter Box Treatment

POWERED BY
BIO-CAPSULE TECHNOLOGY

**NUTRIENT & MICROBIAL
PLANTER BOX DELIVERY SYSTEM**

PRODUCT BENEFITS

- Most convenient method to deliver a high-volume load of zinc to the furrow
- Generates massive root structure
- Increases early-season iron, manganese and zinc uptake
- Puts corn plants in the position to manage season-long stressors and optimize genetic potential

[Ultimate coverage on every seed.]

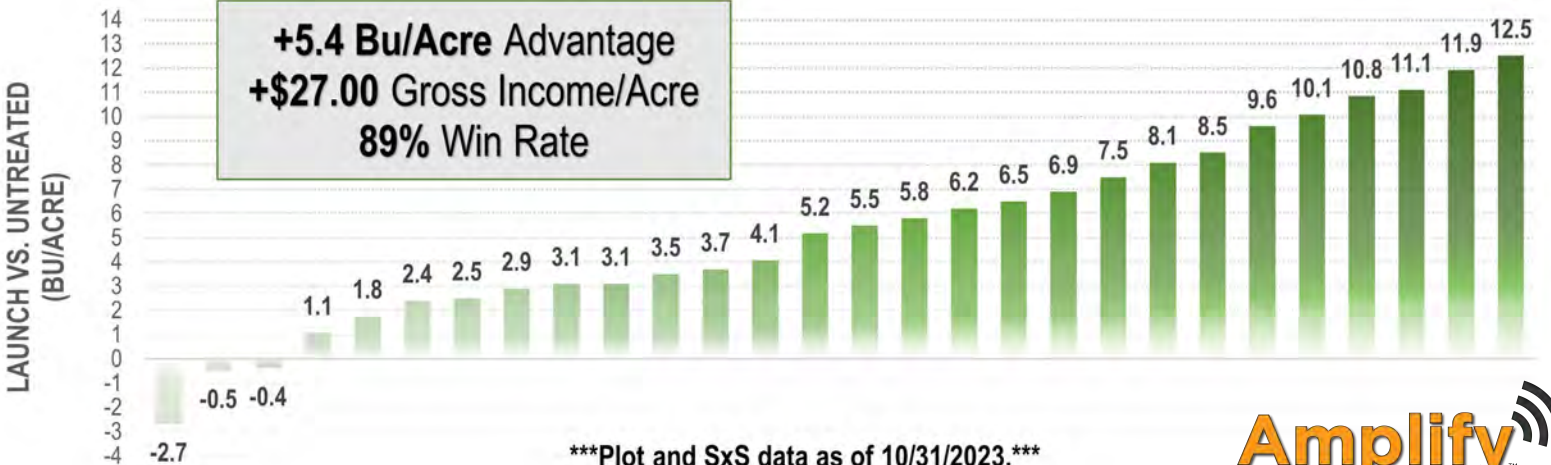
6.25 oz Terrasym®
Proven, Industry-Leading Bio Stimulant PPFM strains that generate massive root structures.

Industry-Leading Bio-Fertility & N-Fixing Microbes
Azotobacter chroococcum
Azotobacter vinelandii
Bacillus amyloliquefaciens
Bacillus licheniformis
Bacillus megaterium
Bacillus pumilus
Bacillus subtilis
Trichoderma harzianum
CFU count 46 billion

NEW: 1.35 lbs IONLOCK™ Zinc

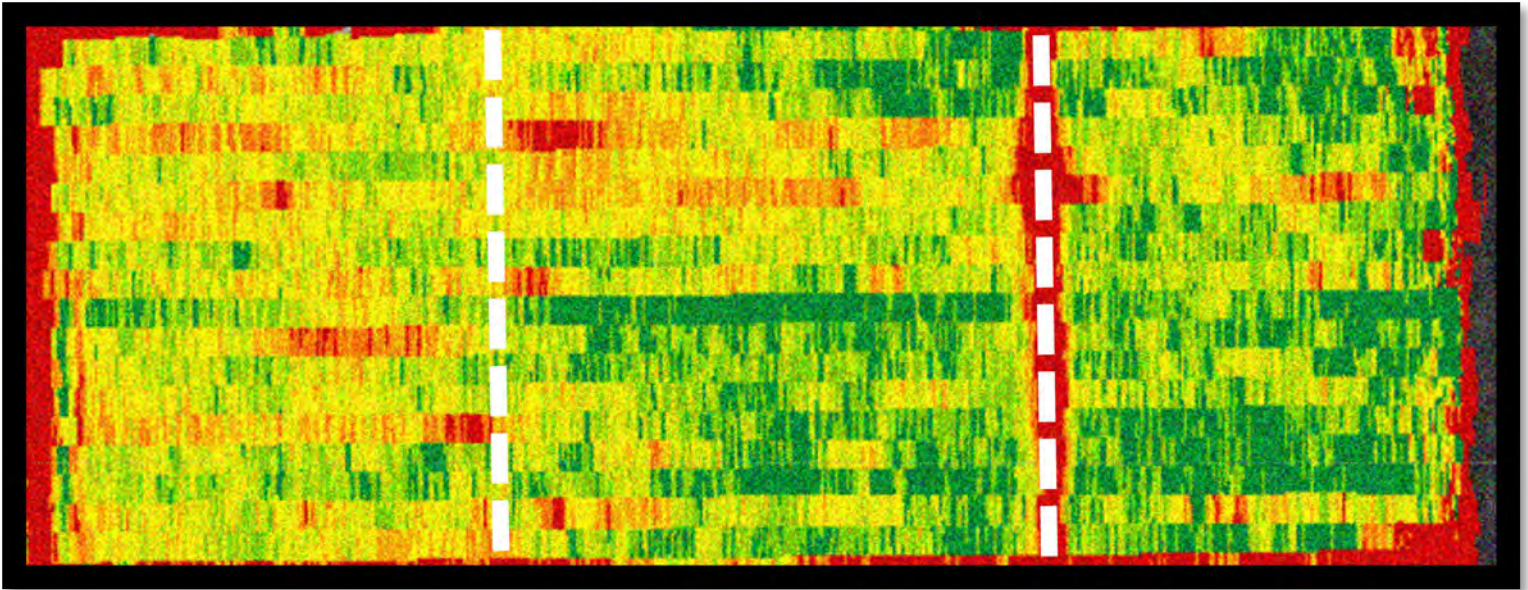
80/20 Talc/Graphite + Mn & Fe

Actual product packaging may be different than this visual



2023 AMPLIFY AERIAL RESULTS

Flanagan, IL Amplify Soybean Trial

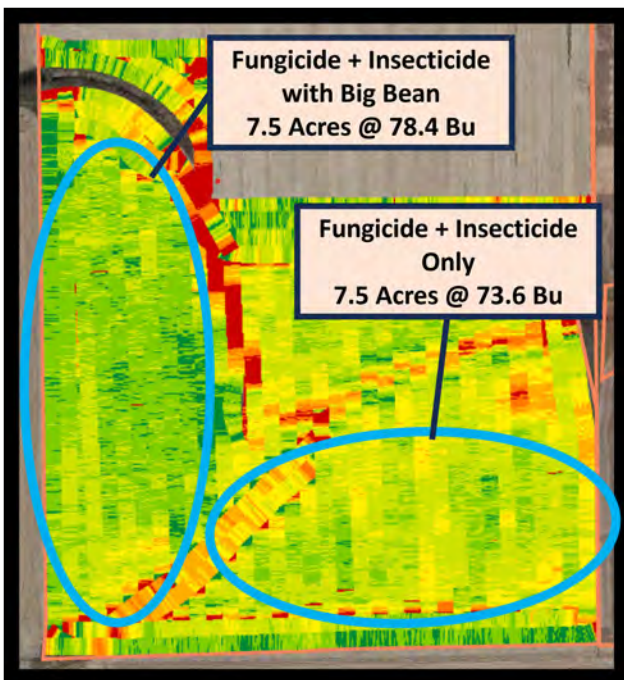


Unsprayed
72.2 Bu/Acre

Amplify Soybean Program
80.2 Bu/Acre

Amplify Soybean Program
with Source XC
81.9 Bu/Acre

Experimental Soybean Foliar Trial



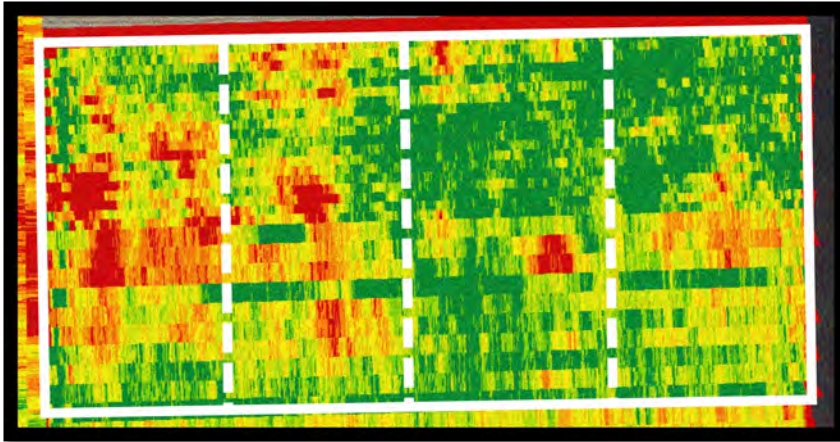
Please scan QR Code for more information:

SOURCE
Sound Agriculture



2023 AMPLIFY AERIAL RESULTS

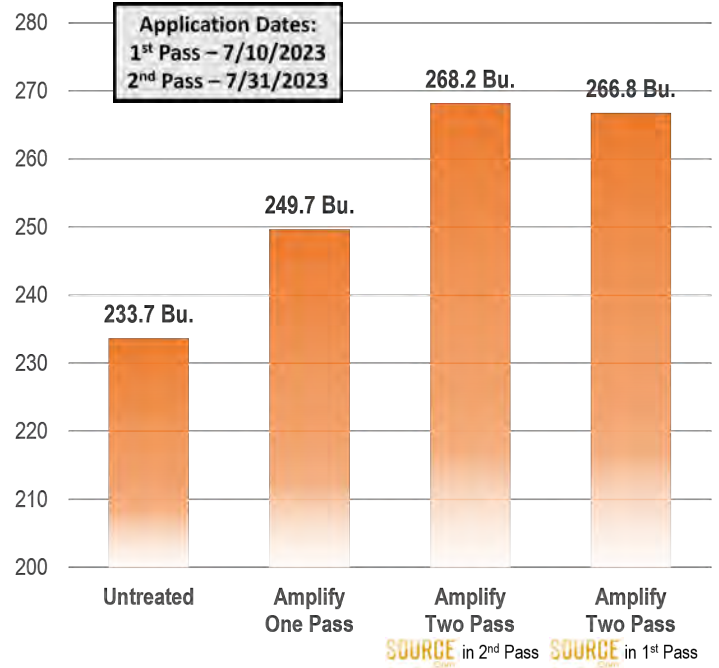
Flanagan, IL Amplify Corn Trial



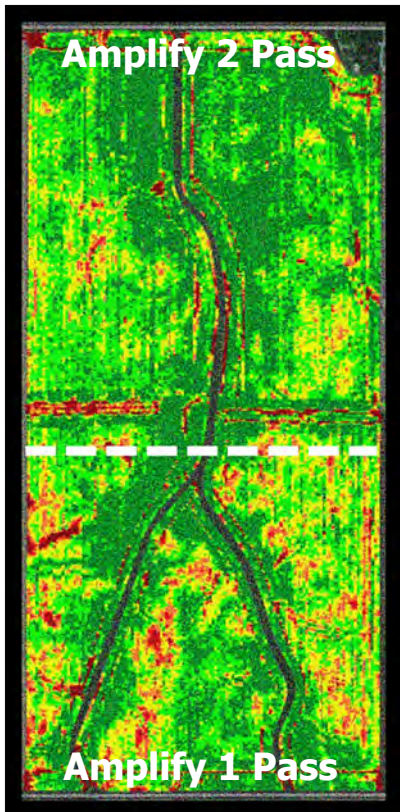
Untreated One Pass Two Pass Two Pass

SOURCE
Sound Agriculture

Please scan QR Code for more information:



Leroy, IL Amplify Corn Trial

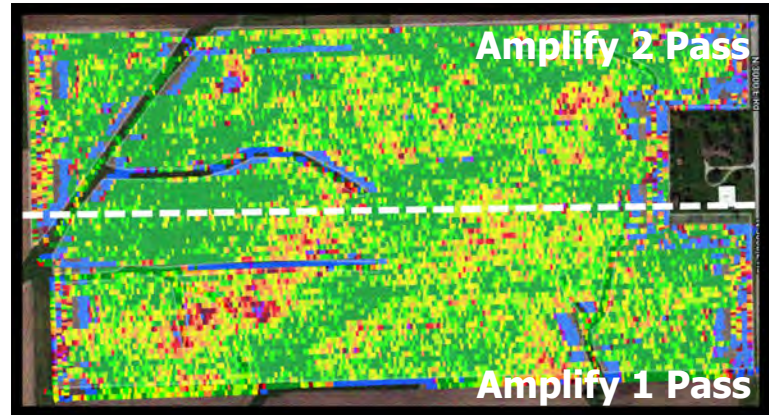


Amplify 2 Pass Program
140 Acres
263.2 Bu/Acre



Amplify 1 Pass Program
134 Acres
253.9 Bu/Acre

Forrest, IL Amplify Corn Trial



Amplify 2 Pass Program
36 Acres
252.1 Bu/Acre

Amplify 1 Pass Program
36 Acres
244.5 Bu/Acre

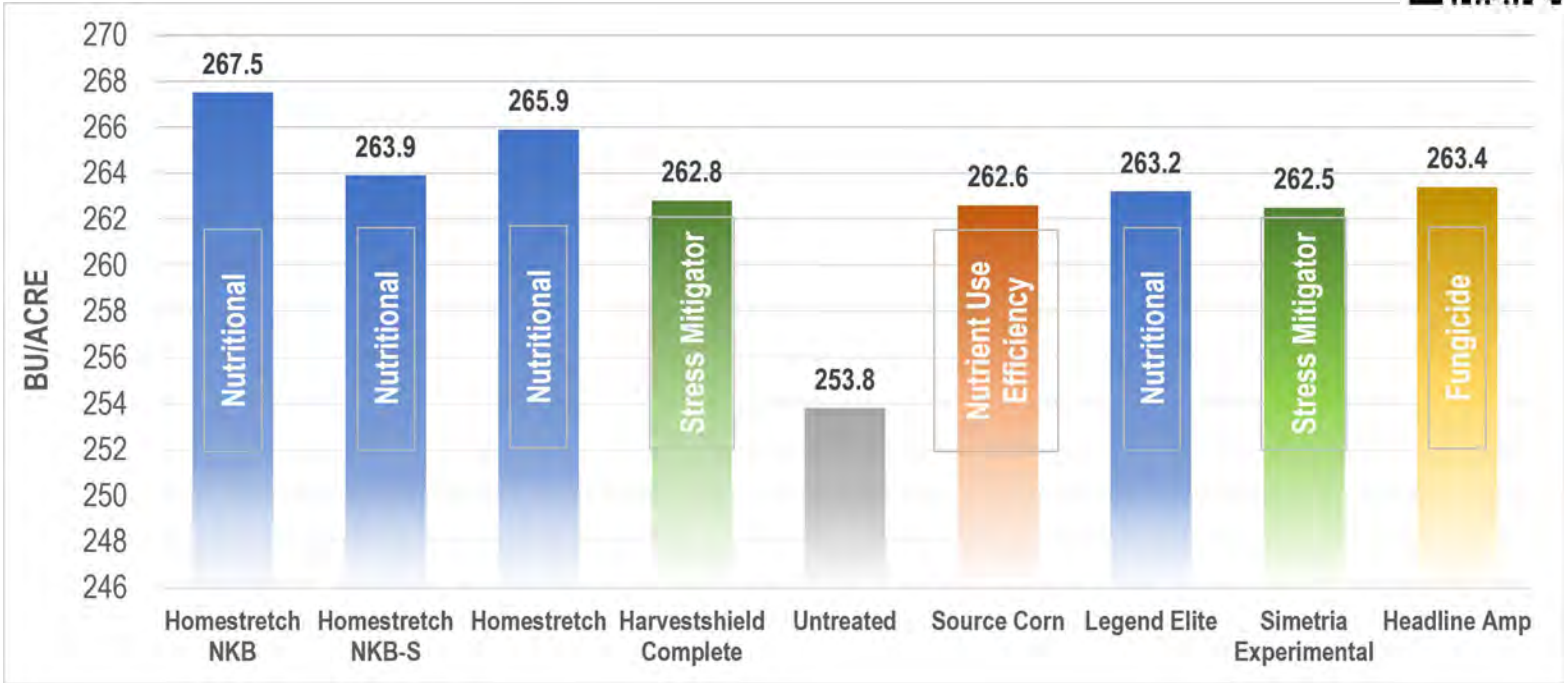
2023 FOLIAR TRIALS

Corn V5 Foliar Additive Trial

Planted : 5/6/2023
Harvested 9/25/2023

Hybrid: Stone 1403TRE
Application Date: 6/2/2023

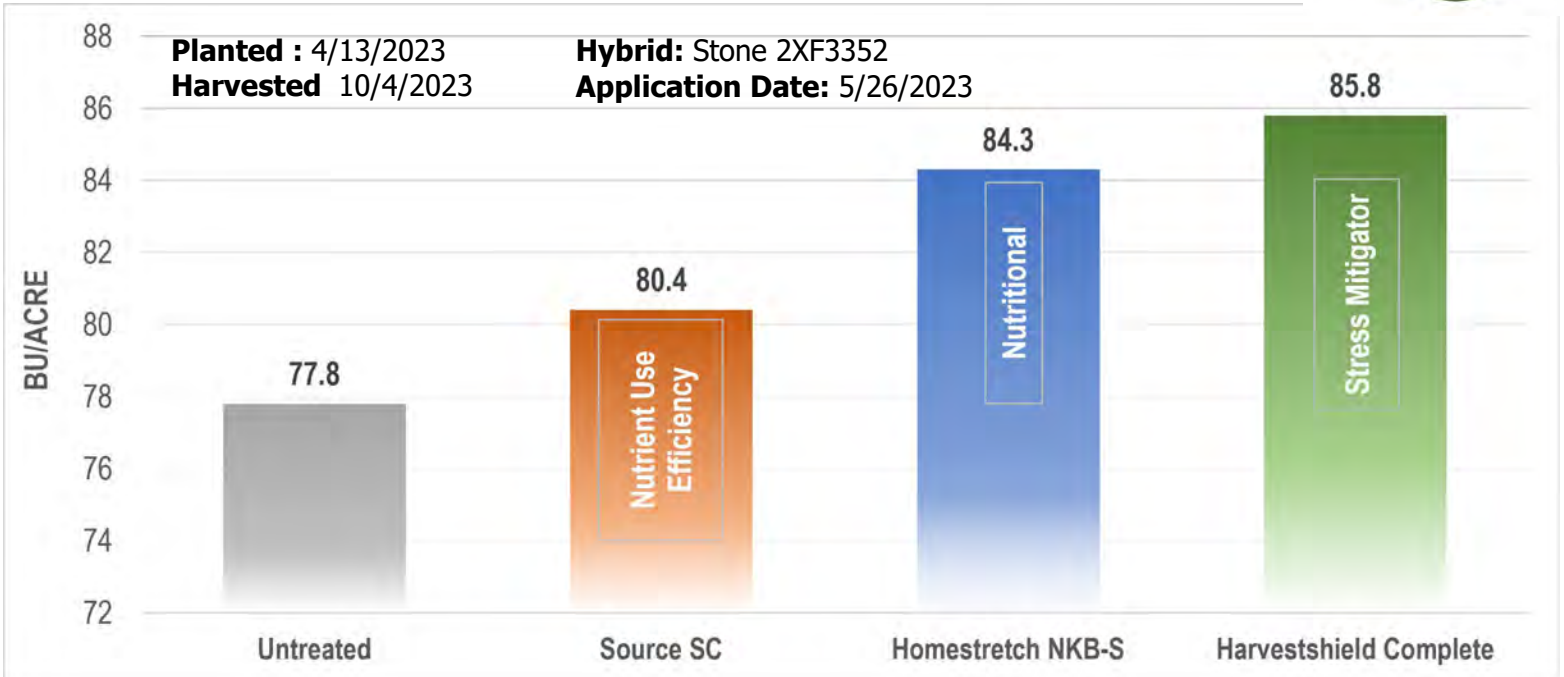
Scan QR Code for a Virtual Harvest Tour!



Soybean Post-Applied Foliar Additive Trial

Planted : 4/13/2023
Harvested 10/4/2023

Hybrid: Stone 2XF3352
Application Date: 5/26/2023





Integrated

SEED SOLUTIONS

